


JAN SOOCHNA PORTAL BREAKTHROUGH



Social Accountability Forum for Action and Research (SAFAR) &
The Soochna Evum Rozgar Adhikar Abhiyan (SR Abhiyan)

JAN SOOCHNA PORTAL BREAKTHROUGH

Written by:

Social Accountability Forum for Action and Research (SAFAR) &
The Soochna Evum Rozgar Adhikar Abhiyan (SR Abhiyan)

AUTHOR'S NOTE

This document is authored by Khush Vachhrajani, Nikhil Dey, Rakshita Swamy and Vineet Bhambhu along with inputs from many members of the digital dialogue team of SR Abhiyan.

This primer, is an attempt to put down on paper a very creative and sustained effort by members of the SR Abhiyan collective, to give shape to some potential areas of (proactive disclosure) Section 4 of the RTI Act. We felt the need to bring out such a primer because of the need to record and understand the extraordinary collaborative effort between Government of Rajasthan and the SR Abhiyan which has resulted in the *"Jan Soochna Portal Breakthrough."* However, this initiative emerged from citizens groups in Rajasthan working together under the banner of the Soochna Evam Rozgaar Adhikar Abhiyan, to demystify and bring under people's purview all digitised information and IT systems. This effort has been brought to life in the primer by designs and illustrations put together by Vikas Yadav.

We would therefore like to make it clear that the initiatives, campaigns and formulations articulated in the paper are based on the collective experience, struggles and efforts of the Abhiyan along with countless citizens, campaigns, and organizations. The effort on digital dialogue and Jan Soochna Portal can also not be separated from their efforts and determination to create a more equal and just world by holding power to account, and by keeping the essence of democracy alive. The authors accept responsibility for any limitations arising in the articulation. However, the very rich processes, thoughts, and conceptualization have originated from the creativity, and perseverance of those associated with this initiative. We hope that by putting this together, this will also serve as a resource to help this important initiative intensify and spread to other parts of the country and the world."

DIGITAL DIALOGUE TEAM



Abhay Kumar
Government of Rajasthan



Ajitabh Sharma
Government of Rajasthan



Akhil Arora
Government of Rajasthan



Ambika Nag
Azim Premji Foundatoin



Anita Kumari Chauhan
Grameen Evum Samajik Vikas



Anita Soni
Lok Adhikar Network



Balaji
SR Abhiyan



Chatar Singh
Mazdoor Kisan Shakti Sangathan



Dharamchand
Adivasi Vikas Manch



Dinesh Kumar
Department of IT and Communi-
cation, Government of Rajasthan



GK Sharma
Department of IT and Communi-
cation, Government of Rajasthan



Ishita Gurtu
Department of IT and Communi-
cation, Government of Rajasthan



Jeetander Vashist
Department of IT and Communi-
cation, Government of Rajasthan



Kailash Meena
National Alliance of Peoples
Movements



Kamal Kumar
RTI Manch



Kamlesh Verma
SR Abhiyan



Madhulikha

Vagad Mazdoor Kisan Sangathan



Moolchand

Aravali Nirman Suraksha Sangh



Mukesh

Rajasthan Asangathit Mazdoor Union



Nachiket Udupa

Mazdoor Kisan Shakti Sangathan



Nauratmal

Rajasthan Mazdoor Kisan Morcha



Nikhil Dey

Mazdoor Kisan Shakti Sangathan



Nikki Ramawat

PRAYAS



Osama Manzar

Digital Empowerment Foundation



Paras Banjara

Social Accountability Forum for Action and Research



PK Bhardwaj

Department of IT and Communication, Government of Rajasthan



Pushpa Saini

Mahila Poornavaas Samooh Samiti



Rajender Sharma

Aajeevika Bureau



Rakshita Swamy

Social Accountability Forum for Action and Research



RC Sharma

Department of IT and Communication, Government of Rajasthan



RK Sharma

Department of IT and Communication, Government of Rajasthan



Rupam Kumar

Foundation for Ecological Security



Sanjay Swami

Department of IT and Communication, Government of Rajasthan



Santosh Poonia

Aajeevika Bureau



Sarfraz Sheikh

Kotda Adivasi Sansthan



Saurabh Srivastava

Digital Empowerment Foundation



Shankar Singh

Mazdoor Kisan Shakti Sangathan



Shishir Purohit

Unnati



Shubhangi Shukla

Mazdoor Kisan Shakti Sangathan



Shyam Menariya

Aasthan




Sonia Chaturvedi

Department of IT and Communication, Government of Rajasthan



Sudarshan Singh

Department of IT and Communication, Government of Rajasthan



Swapni

Unnati



Tapan Kumar

Department of IT and Communication, Government of Rajasthan



Tina Panwar

Department of IT and Communication, Government of Rajasthan



Tolaram Chauhan

Unnati



Umesh Joshi

Department of IT and Communication, Government of Rajasthan



Vikas Singh

Action Aid



Vineet Bhambhu
Mazdoor Kisan Shakti Sangathan



Virendra Singh
Department of IT and Communication,
Government of Rajasthan

CONTENTS

09

13

30

33

39

42

45

73

77

79

84



1



INTRODUCTION

This primer describes an example of Rajasthan's civil society organizations working with the State Government to define how digital technology should be used for strengthening peoples' rights and for sharing information in the public domain.

The primer focuses on

- ◆ The history behind this engagement. It describes the yatras, dharnas and advocacy that led civil society organizations to focus on issues of digital technology and its impact on transparency and accountability.
- ◆ The actual process of engagement known as ‘Digital Dialogues’, how they were designed and sustained.
- ◆ Building of a Janta Information System (JIS).
- ◆ The evolution of the Jan Soochna Portal (JSP) as a part of the JIS.
- ◆ Key challenges that emerged.
- ◆ The ongoing agenda for action.

Introduction

The primer documents how general demands for mandatory disclosure of information in the public domain as mandated under Section 4 of the RTI Act, are converted into precise interventions. The Indian RTI Act is considered one of the most progressive and advanced laws in the world due to its expansive scope, safeguards for information seekers, proactive disclosure mechanism, penalty provisions and an independent appellate mechanism. It has rightly served as a model and a benchmark for assessing other laws in the region.

One of the core elements of RTI's progressive framework is a legal mandate for the proactive disclosure information under section 4 (2) of the act, which says that

“it shall be a constant endeavour of every public authority to take steps in accordance with the requirements of the Act to provide as much information suo motu to the public at regular intervals through various means of communications, including internet, so that the public have minimum resort to the use of this Act to obtain information.”

Under this provision, all public authorities are required to proactively publish 16 categories of information including details of the services provided, organisational structure, decision-making norms and rules, opportunities for public consultation, recipients of government subsidies, licenses, concessions, or permits, categories of information held, and contact details of information officers.

Despite such a clear legal mandate and subsequent directions from the Central Information Commission (CIC), India's first transparency audit conducted by the CIC in 2018 revealed that only 4 percent of the surveyed central ministries and departments have been proactively disclosing information to the citizens under the Right to Information (RTI) Act.

As per a study conducted by Satark Nagarik Sagathan and Center for Equity Studies in 2014, 67% of RTI applications filed were seeking information that should either have already been made public proactively, under section 4 of the RTI Act without being requested for (49%), or proactively supplied to the applicant without her having to file an RTI application (18%)¹. Given the poor state of compliance with Section 4 of the RTI Act, the primer showcases an example of an initiative to implement the provision of mandatory disclosure in its truest form.

We hope that this can serve as a useful resource to citizens, campaigns, activists, civil society organizations and Government Departments to demonstrate and strengthen ways in which transparency can lead to greater accountability.

1 Peoples' Monitoring of the RTI Regime in India, 2011-13



2

ADVOCACY, CAMPAIGNS AND STRUGGLES

Sharing the history of the digital dialogue and jan soochna portal is important. If other CSOs, citizen campaigns and citizens wish to attempt similar initiatives in their States, it is important to know the set of factors that enabled this process to take root, and the unique set of challenges and opportunities because of which it grew.

The foundation of the Digital Dialogue and the Jan Soochna Portal, is based on years of campaigning and advocacy led by the Soochna Evum Rozgar Adhikar Abhiyan (SR Abhiyan) in the State. The SR Abhiyan is a coalition of nearly 80 representatives of unions, public campaigns, social movements, NGOs and citizens of Rajasthan. It was formed in 2005 for advocating for the people's right to work and the people's right to know, and played an important role in campaigning for the RTI Act and the NREGA Act in the State.

Over the past few years, the Abhiyan has focused on overseeing the implementation of various rights-based laws in the State, and advocate for stronger measures of transparency that can empower ordinary citizens to hold local administration accountable. The composition of the Abhiyan is diverse in terms of sector and region. Its members represent 28 Districts of the State and work on issues that range from mining, health, education, dalit and tribal rights, land rights, nutrition, women's rights, disability rights, labour and employment, social security amongst others. This gives the coalition a remarkable collective understanding of the multiple issues being faced by people, particularly the poorest and the most structurally marginalized, in claiming the most basic of services and opportunities in different parts of the State.

An illustration of a young girl with a brown backpack and a red heart in her hair, walking away from the viewer on a yellow path towards a school building in the background. The scene is set in a rural area with trees and a clear sky.

In 2015, the SR Abhiyan led

SHIKSHA KA SAWAAL

The campaign in collaboration with Rajasthan Patrika advocated for an improved public education system in Rajasthan, greater community partnership in the management of government schools and greater transparency in the running of schools. It was felt that students, parents and members of the local community did not have adequate information to monitor how schools were running. The campaign therefore took the route of filing nearly

5000 RTI
applications
across
33 DISTRICTS



Access to information on the following questions were asked

Total number of enrolled children in 2014-15 and in 2015?

Total number of sanctioned posts for teachers, total number of posts filled and total posts remaining vacant?

Average attendance class wise?

Availability of functioning toilet with water; whether the toilet has a roof and whether there are separate toilets for boys and girls?

Information on teachers deputed to other schools /office?

Total number of Subject wise teachers present?

List of School Management Committee members?

Meeting Minutes and number of meetings in past year?

Copy of the School Development Plan?

- Number of students who passed to the subsequent class from 2014?
- Availability of playground free of encroachment, whether the playground is levelled and has a boundary wall?
- Copy of Land document of playground and area?

The campaign involved training of community members in filing RTI applications, organizing gaon and mohalla meetings, bal melas, filing grievances and participating in public hearings. The campaign led to important policy improvements such as orders issued for construction of school playgrounds under MGNREGA, revised norms of maintenance of school registers, changes to norms for conducting parent teacher meetings, tabling of teachers' transfer policy in the vidhan sabha with amendments etc. Responses from the RTI applications and visits by Abhiyan members to the schools began to serve as an alternate database of the existing conditions of schools.

The inadequacy of the DISE database in reflecting the true status of how public schools were running became extremely clear. This was one of the first instances when the SR Abhiyan began to look at the question of the quality of public data being disclosed by the Government, and began to think of ways in which data collection and data disclosure can be improved.

Short video of the campaign: [Shiksha ka Sawaal](#)

Right after the Shiksha ka Sawaal, The SR Abhiyan organized a 100 Day long "*Jawabdehi Yatra*" from December 2015 onward that travelled to each one of the 33 districts in the State of Rajasthan. The Yatra was organized to advocate for an accountability law that could give citizens a central role in monitoring the performance of government officials and holding them accountable.

During this time the Yatra presented for discussion, consideration, and advocacy, the draft accountability law to people and the administration, as a means of building a comprehensive legal framework of accountability of public officials and government to the people of the state.



Please rotate your device

JAWABDEHI YATRA

The Yatra spent an average of three days in each district with nukkad sabhas, block level meetings, seminars and workshops, RTI and accountability clinics, street theatre, songs, distribution of pamphlets, grievance redress camps and melas, followed up with discussions and meetings with the administration in every District. An accountability mela was held in every District head quarters where the pending issues and grievances of the people was brought to the attention of the administration.



100 DAYS

33 DISTRICTS

201 MEETINGS

70,000 PEOPLE

In total 201 meetings and grievance camps were held in the 33 districts of Rajasthan. An estimated 70,000 people were present in crowds that gathered around to listen to the yatra's performance, presentation of data and demands and registration of grievances.

JAWABDEHI YATRA

**THE TOTAL
COLLECTION IN REVENUES**

which contributed to the fuel costs
of the bus through the 100 days.

1,37,000

9297

GRIEVANCES LODGED

in total, during the
course of the Yatra





Type of grievances included:

DENIAL OF SERVICES AND RIGHTS

names of eligible people being left out of the National Food Security Act (NFSA) lists

sizeable number of subject teacher vacancies in schools

lack of functioning toilets in schools because of missing overhead tanks of water

Poorly functioning Community Health Centers (CHC) and Primary Health Centers (PHC) with vacant staff positions

lack of playgrounds in schools

lack of a well-maintained registers with relevant information in school

Workers not being able to get work under MGNREGA

failure of POS machine verification causing exclusion

INTERRUPTIONS IN PROVISION OF BENEFITS

long and complicated process of appeal for those left out of the NFSA list

Delays in payment of wages due to MGNREGA workers

Rejections and delays in granting of pattas under Forest Rights Act

Delays in legal compensation payable to silicosis affected patients

Silicosis affected patients not being able to get medical certification and tests in time



LACK OF TRANSPARENCY AND CORRUPTION

lack of transparency regarding norms being used to decide who would be eligible for rations under NFSA

pensioners unaware that a bank account was opened in his/her name

corruption and inefficiency of the business correspondent system responsible for doorstep delivery of pension entitlements

Pensioners not knowing when their pension amount would be credited into their bank account

Pensioners suddenly stopped receiving their pension, and not knowing why

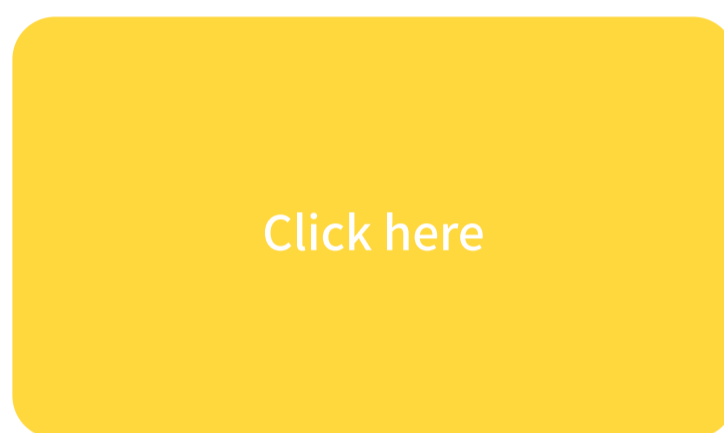
illegal mining and distress being caused to the environment, local livelihoods and land rights

Fake toilets shown to be constructed under Government of India's flagship programme of Swachh Bharat Mission

overcharging and taking of bribes by E-Mitra operators

Nexus between E-Mitra operators and Government functionaries such that applications from selected E-Mitras are treated preferentially by verifying/sanctioning authorities

It became clear that having such grievances redressed in time was restricted by citizens and citizen groups not having access to the relevant information at the relevant level. Many of these grievances arose from inadequate budgetary allocations, vacancy in staff positions, poor communication of citizen entitlements, elaborate application and processing norms etc. However, the absence of systematic disclosure of information across all stages of the planning, application, verification, sanction and expenditure process resulted in the poor enforcement of accountability on public officials when citizens' rights were violated.



Short video of the campaign: Jawabdehi Yatra

There was one startling instance of how lack of access to information and the insensitive use of digital technology in service delivery led to widespread distress and death. Through the Jawabdehi Yatra and later, activists were confronted with repeated grievances of pensioners who had suddenly stopped receiving their pensions without being told why. Thousands of grievances were filed with the State Department and information was repeatedly sought through RTIs.

It emerged that out of **22000** active pension beneficiaries in Bhim Block, Rajsamand District, Rajasthan **3729** pensions were stopped/cancelled. Approximately **2700** of these were shown as "*duplicates*" and approximately **1000** of them were certified as being "*dead*".

Over **400** of those declared dead were found to be alive based on fact finding visits conducted by members of the Mazdoor Kisan Shakti Sangathan (MKSS).

Many of these 400 pensioners whose pensions were stopped because of the administration certifying them as dead, actually died in the process of the wait. The cruel injustice of this blatant lack of accountability and answerability cannot be overstated.

DHAKU DEVI / DILIP SINGH

She was aged around 90 years with no immediate relations to take care of her. She was staying in Bavdi Guar village, Kushalpura panchayat without any electricity connection. She was bedridden and used to give her ration to neighbour who would provide her cooked roti. Her ration had stopped for over 8 months because the dealer said that she would have to physically come with her ration card and verify herself through the POS machine with her aadhar card. Her pension had stopped since January 2016 with the reason being cited as “Death”. She visited block office and was told to apply for pension again. After finding this, a MKSS team visited ration dealer and found that her 8 months were siphoned off but she never received it. After a complaint she finally received her 8 months ration of 40kgs. Similarly, her pension was restored on 2nd August 2016 but it was all a little too late. She passed away on 19th August 2016 at 7pm.



Dhaku Devi

MANI DEVI / ROOP SINGH

She was aged around 80 years and stayed with her son in village Sunoto Ka Badiya, Kushalpura. She was bed ridden and her pension had stopped citing “Death” as a reason from January 2016. She received her pension around 7th of July 2016 and passed away on 1st August, 2016 succumbing to her illness.

JAMKU / NOL SINGH

Both she and her husband had stopped receiving pension but only her husbands name was in the stop report with “Death” being cited as the reason.



They were staying with their daughter in law and their grandkids in Attoliya, Kushalpura. Aged about 75 she and her husband were in a very weak condition. She passed away in March 2017 without ever having gotten her pension in her hands.

Nol Singh

DALU DEVI W/O NOL SINGH

Dalu Devi, aged 75 years, was a resident of Dhorela Village of Bhim block.



Dalu Devi

She was not receiving any ration from the PDS because of incorrect spelling of her name on her ration card. She stopped receiving pension in March 2016 as the records showed “Death” as the reason of stop pension. She didn’t receive pension for 6 months until this was rectified.

None of them received their meager social security pensions for months but when it was finally restored it was just too late. Payments accrued to

pensioners were abruptly stopped and the digital architecture that facilitated this stoppage did not provide any information to them or to the general public about why this happened. The absence of information regarding why their pensions were stopped, since when and what avenues were available to them for contesting this anomaly led to this injustice being prolonged. On top of this, in some instances, information available in public domain was inconsistent with one available through government login. E.g. , in one instance the reason for stop pension in public domain was “Incomplete Address” while in government login the reason cited was “Death”.

DURING AND AFTER THE YATRA, NEARLY 10,000 GRIEVANCES WERE FILED

on the Government of Rajasthan's official grievance portal known as Rajasthan Sampark.

The Abhiyan took extraordinary effort to not only register the grievance, but also track it till the time it was closed or resolved. It was through this process of tracking, that it emerged that:

Out of 9458 grievance registered, 9207 were said to be "disposed" by the concerned Departments.

3401
COMPLAINTS

said to be disposed by the concerned Department, included a resolution

1596
Grievances actually redressed

9458
Grievance Registered

Individual calls made to the above 3401 complainants confirmed that only 47% of them had their grievances actually resolved. Therefore, out of grievances filed, only 1596 grievances were actually redressed.

Out of registered grievances, 61% of the grievances were rejected by Departments

5788
Rejected

9458

Out of those rejected, 48% of the complainants stated that their grievance is still unresolved.

Through the course of the yatra, members of the SR Abhiyan could clearly see that digital systems of public service delivery were worsening exclusion and denial of rights. In addition, information being shared through web-portals and websites were not helping citizens access their rights and hold the appropriate officials accountable for misaction.

After the yatra, a 22 day sit-in was organized in Jaipur. The protest included residents from places to where the Jawaabdehi Yatra had travelled, and social and political activists from the State. The protest had two demands. One was to enact an Accountability Law. The Accountability Law would give citizens a right to have their complaints sorted out in a timely manner, and hold government officials accountable for their duties. The second demand was to make public all Management Information Systems being run in the State.

Based on experience and learnings from the Jawabdehi Yatra, the protestors understood that critical information such as list of pensions cancelled and reason behind its cancellation; vacancies in teacher positions in government schools; list of ration beneficiaries; number of people who could not access ration from PDS because of biometric authentication failure etc could be seen by Government, but not be seen by citizens. The absence of this information with citizens severely constrained their ability to hold the Government to account. That is why a clear demand from CSOs and citizens who participated in the Jawabdehi Yatra was to make public all information that was available with the Government in digital and non digital forms.

3

**NEED FOR A
JANTA
INFORMATION
SYSTEM**

The context described above was the reason why civil society organizations wanted to engage with the State Government to demonstrate how:

- Digital technology should be used for empowering citizens to access their rights with the least effort

- Information should be made available proactively in the public domain for every scheme so that citizens can identify when their rights are being violated and why, and can seek answers from the administration for it

SR Abhiyan understood that digital technology is not neutral. Its impact on citizens, particularly the most vulnerable sections of society, depends on who designs its architecture and for what objective. Over the past few years, digitization of information and maintenance of databases by the Government has led to inequality in information available with citizens and with the Government.

Information and records collected by a Government about its citizens are locked under “administrative login” within the “Management Information Systems”, and only those pieces of information that the administration decides to put out in the public domain is made public. This runs contrary to the spirit of the Right to Information Act which envisaged a regime of open government where all information stored by Government would be public, with the exception of those categories of information that cannot be made public as per Section 8 of the RTI Act. The Abhiyan felt the need to move from a ‘Management Information System’ to a ‘Janta Information System’ where information would be collected, managed, categorized and disclosed, through web portals and through physical platforms like public hearings, social audits, wall paintings, notice boards etc as per the needs of the citizen not the Government.

Digital Dialogue was a means to start building such a Janta Information System in Rajasthan. The first Digital Dialogue was organized in September 2016 jointly by SR Abhiyan, Unnati, Institute of Development Studies, Jaipur and the Digital Empowerment Foundation in Jaipur.



4

GENESIS OF THE DIGITAL DIALOGUE

The exercise began with the SR Abhiyan forming an internal group known as the 'Janta Information System Group' (JIS Group).

The JIS Group consists of 2-3 activists representing individual sectors such as PDS and nutrition, children and women, health, education, mining, disability rights, labor, skilling and employment, tribal development, housing, urban development, public works, forest and land rights etc.



Jawabdehi Yatra-Bhilwara

These were grassroots activists who had years of experience of working in these sectors. They were well versed with issues pertaining to the sector on the ground, the various schemes run by the Government in the sector and the pain points in the implementation of these schemes. In short, these were activists who knew exactly what information provided at which level can help citizens access their rights individually and collectively. All of them had been centrally involved in the campaigns led by the Abhiyan over the past few years, particularly the Shiksha Ka Sawaal Campaign and the Jawabdehi Yatra.

The first activity undertaken under the Dialogues was an introduction of the JIS Group with the DoIT nodal officers to explain to each other the purpose of this initiative and clarify doubts, apprehensions and queries if any.

This was not an easy process. It took many such meetings for the two groups of people to be comfortable with each other, and take each other seriously. Initially, the DoIT Nodal Officers would not understand why they had to communicate with social activists who had no knowledge of IT systems and computer programming. Social activists on the other hand had a difficult time arriving at and communicating precise asks from the DoIT Nodal Officers who had no in depth understanding of the scheme and its implementation on the ground.

The preliminary challenge for the JIS Group was to keep their interventions and recommendations limited to the nature of information that ought to be shared in the public domain. Since the dialogue was taking place with officials of the IT Department, it was important to remember that these officials did not have powers to correct the manner in which schemes and programmes were implemented on the ground. It took practice and discipline for the JIS group to learn to not expect officials of the IT Department to correct implementation issues on the ground, however grievous they might be.



Digital Dialogue team's interaction with Government officials

Each member of the JIS group worked with the corresponding officer in DoIT to study existing databases of schemes and programmes. Information databases developed by the State have two kinds of viewer access. The public access helps us understand the

information that is currently available in the public domain for which no usernames/ passwords are required. The administrator access helps us understand the universe of information that is currently captured, collated and viewed by the administration to better “manage” the programme. The information showcased under the former is only a fraction of the information that is accessed through the latter. For this reason, it was critical for members of the JIS group to gain insight into the scope of information currently captured by the administration, which they could only do so through the administration login. This period of study took nearly 4-6 months, and formed the foundation of the advocacy thereafter.

Now that the JIS Group and the DoIT Team were on the same page about knowing the details and of information being captured, organized, managed and disclosed for each programme, the JIS group was in a position to make clear recommendations on what information ought to be disclosed and in what manner. Multiple meetings, consultations and workshops were organized by the JIS group over a period of three years to reach out to other activists, campaigners, subject matter specialists and beneficiary communities to finalize the formats that laid out in great detail.

- ◆ **What information needs to be disclosed?**
- ◆ **At which level the information needs to be disclosed?**
- ◆ **How should the information be disclosed?**



People lodging complaints in RTI on Wheels counter



Jawabdehi Yatra-Kushalgarh, Banswara



Jawabdehi Yatra-Dungarpur

The JIS group worked painstakingly to develop formats in which Departments were asked to disclose information in the public domain. The JIS group consulted activists in the State and from other States, beneficiaries, subject matter specialists and elected representatives in describing the information required in minute detail. Formats were physically draw out and explained to officials from the IT Department. Multiple discussions took place to explain officials why certain rows and columns were non-negotiable. An illustration of some of the formats developed is below:

Go to Page no. 86



5

BIRTH OF THE JAN SOOCHNA PORTAL

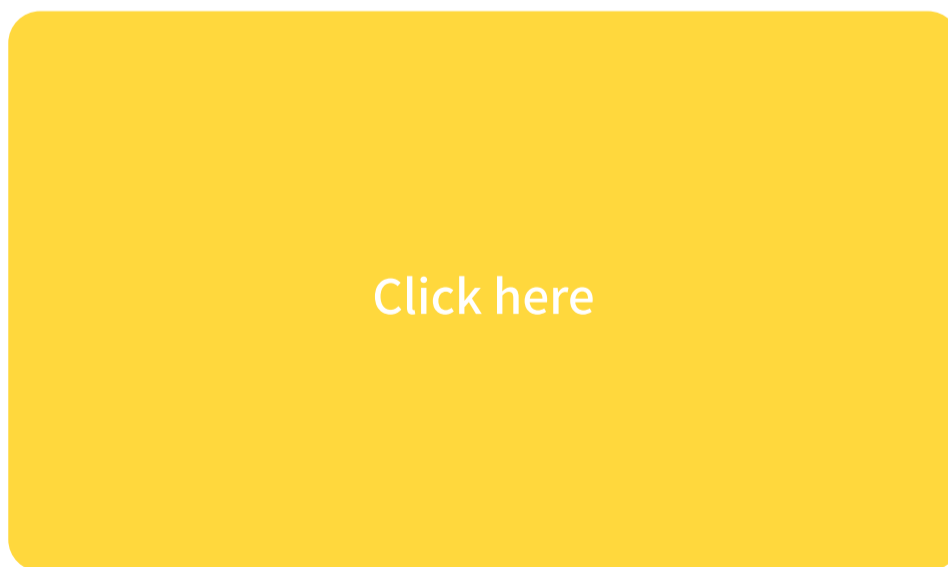
Midway through the Digital Dialogue, the JIS group realized that it was not enough to simply make all this information available on Departmental websites in a simple manner. This was because the sheer number of websites that a citizen would have to access would be too much.

An idea emerged about how useful it would be if citizens had one window where they could access information regarding all schemes being implemented in their Panchayat/ Ward at one place, instead of visiting multiple websites.

This was the genesis of the idea of the Jan Soochna Portal, a web-based platform to suo-moto disclose information related to planning, budgeting and expenditure of more than 48 schemes across 24 Departments. It is the first such portal in the country and is a breakthrough in terms of enforcing the legal provision of mandatory disclosure of information under the Right to Information Act.

The Portal has been developed (and continues to be maintained) by the Department of Information technology and Communication, Government of Rajasthan and is an outcome of the three year long deliberations and agreements that emerged through the bi-monthly digital dialogues with activists and CSOs giving formats detailing the exact nature of information that is required to be made public, and in what form, for each scheme.

As of today, the Portal discloses information about how funds for schemes has been spent in each Gram Panchayat and Ward along with details such as beneficiary lists, work orders, distribution of payments, status of applications, sanctions etc.



short video on the portal

It was understood that the Jan Sookna Portal would pull out information from existing Government databases, and disclose it to the public domain in a relevant and actionable manner. Government used the formats prepared through the Digital Dialogues to disclose information on the Jan Sookna Portal. Information on the portal was arranged according to geography so that citizens residing in a particular Panchayat or Municipal Ward could access information about themselves and public institutions in their geographical area.

The Jan Sookna Portal depends on generation of real time and transaction-based records by the Government. This is essential to make sure that accurate and updated information that the Government itself relies on, is being disclosed to the public. It also pushes for the Department to reduce “*administrative based logins*” that prevent information disclosure stored in the digital applications in the public domain.

Learning from the Digital Dialogue process, the Government of Rajasthan issued guidelines that institutionalize the participation of civil society in the development of the Jan Sookna Portal. It was mandated that an Advisory Group be formed consisting of representatives from Government, civil society organizations and elected representatives to jointly decide on what information should be disclosed on the portal and how.

A journey that began with citizen campaigns for protecting peoples access to basic services, their right to effective grievance redress and public disclosure of all information held by Government , led to a sustained dialogue with Government for nearly 4 years, which eventually led to the creation of a Jan Sookna Portal that successfully demonstrated the institutionalization of a Janta Information System.



6

ROLL OUT OF THE JAN SOOCHNA PORTAL AND OUTREACH

The Jan Sookhna Portal was officially launched by the Chief Minister of Rajasthan on 13th September 2019, nearly three years after the first digital dialogue.

The launch of the Jan Sookna Portal was attended by Justice AP Shah, Former Chief Justice of the Delhi High Court and Chairperson, Committee of Experts on Privacy. In his address, he stated that *“the public’s right to information is the cornerstone of a democracy”*. He acknowledged that the Jan Sookna Portal was an important step towards fulfilling Article 19(A) of the Indian Constitution. He stressed that the Right to Information Act is essential for democracy to be more participating, for accessing other rights, stake claim to public information as peoples’ resources and for supporting open governance. The Jan Sookna Portal is a substantial support to each of these 4 functions. In the end, he concluded that

“ many things in the portal do not merely have implications for transparency of a scheme or programme. In fact, the information on rations, pensions, wages medicines are essential right to life issues; and therefore not disclosing it as per the standards of Section 4 is a violation of Article 21 of the Constitution ”

Justice Madan Lokur, Former Judge of the Supreme Court hailed the launch of Jan Sookna Portal as a *“vital clog in access to the RTI”* and a *“remarkable achievement in furtherance of the right to information (RTI) — especially Section 4 of the RTI Act — that deals with proactive disclosure of information”* and added that JSP has *“great value and significance”* in ensuring that transparency is accompanied by accountability since *“it places the power of making the State government accountable to everyone who accesses the information made available on the portal.”*

Many journalists also reported on the Jan Sookna Portal, and studied how it helped ordinary citizens claim their rights and assert themselves with local government officials. They refer to the portal as the *“mother of RTI”* and highlight cases where people used the Jan Sookna Portal to track their entitlements, identified where they were cheated and took steps to recover their entitlements.



[Click to read the full story](#)





7

CASE STUDIES

The section below shares stories of how organizations and individuals are using the Portal to claim their rights, and further inform the Digital Dialogue on how the JSP can be further improved.

CASE STUDY 01

Health Insurance

Sohni Devi (55 years) is an example of one of the most vulnerable families for whom government programs should be designed. She is a resident of Kaladeh village in Rajsamand district. She belongs to an economically vulnerable family and belongs to the Below Poverty Line (BPL) category. She lost

her husband some time back (3 years almost) to cancer and currently lives with two sons and a daughter. One of the sons can't walk on his legs and uses his hands to move and the other son is deaf and mute. The family survived on an income (pensions? - 500 Sohni Devi + 750*2 kids) that came from rearing ____ (25 thi ----> 0; 2



now) goats. (were all the goats sold off to cater to the cancer treatment of her husband).

Further tragedy struck the family when Sohni Devi fell ill with _____ (Uterus issue - bhar nahi uthaya jaata ab). As is the case with any major health ill issue for people at the edge of poverty, one single health episode pulls the entire family below poverty. In Sohni Devi's case as she was the only earning family with heavily dependent members this threatened to put the family's survival at stake.

She was treated at a local private hospital under the Bhamashah Health Insurance Scheme of the state government, under which she was entitled to receive the treatment

entirely free. The Bhamashah Health Insurance Program has listed X number of packages (link to the program) for the range of treatments. Empanelment of private hospitals, hospital is to ensure cashless treatment for all the eligible families by accessing a package.

Since Sohni Devi went to a private hospital in Devgarh to get herself treated. The doctors decided to carry out a surgery and agreed to treat her under the Bhamashah Health Insurance Program. However, she was asked to deposit the treatment money upfront, which the hospital told her that they would reimburse upon receiving the insurance money from the state government. In fact, the hospital had no right to ask her for money in advance or in any other form. Since she had no information of this kind with her, she deposited 15,000 Jama, 4500 bills (davai, scans etc., 3k 4k liye the per receipt nahi tha) amount and underwent her operation.

Later, Sohni Devi kept visiting the hospital to inquire if her money had come from the state government. The hospital kept telling her that no money had come despite many follow up visits to the hospital. She was in fact shunned by the management who told her that she would get a call from the hospital when they received the money. Not receiving the insurance money even after months, Sohni Devi approached the MKSS to ask if the MKSS could help her access her money under the scheme.

Use of Jan Soochna Portal:

The MKSS accessed the information disclosed on the Jan Soochna Portal. This information had been asked for during the Digital Dialogues where it was decided that details of patients' illnesses would not be discussed to protect privacy but the amount disbursed and the date along with the village of the patient would be put up for all the disbursement under this scheme.

When MKSS accessed the information for Kaladeh village as per chart it was found out that the hospital did receive the insurance money quite some time ago. Sohni Devi took the copy of this information and went to the hospital to claim her money. The hospital tried to deny initially but when she confronted them with the photocopy of the information showing disbursement, they had no choice but to return the money to her.

The Bhamashah Health Insurance Scheme (like the Aayushman Bharat / PM Jan Arogya Yojana) is contentious because of its connections with the private hospitals and the private sector. Social sector groups who have been demanding strengthening of the public health system have also been stressing the fact that patients especially from the vulnerable families often gets exploited by the hospitals who indulge in a number of practices such as charging for the wrong package, demanding extra money from the patients, and conducting unnecessary tests or procedures to name a few. The lack of information leaves all the patients even more vulnerable. An important way of controlling malpractice in this situation is to disclose as much information as possible without compromising on the privacy of the patient.



CASE STUDY 02

Ration

(A) One of the teams from MKSS went around with a projector in a couple of villages in Thana panchayat of Bhilwara district, asked people to bring their ration cards to view what entitlements they have received. They were amazed to see the ration card holder photograph and list of family members on a big screen. But the most appalling thing was that most of the beneficiaries didn't get the entitlement being displayed online.

The team wrote details of transactions on a piece of paper and asked beneficiaries to ask for siphoned off entitlements when the shop opens up next time. When the shop opened, people asked for their entitlements. For the initial few people, the dealer gave



the siphoned off ration but after a while he became reluctant and refused the same. That's when beneficiaries decided to write a complaint and about 20 of them went to the District Collector Office to give the complaint. In a follow-up, the dealer was suspended and a public hearing was conducted where all this information was displayed. Displayed information included a list of NFSA beneficiaries, list of ration cards who are eligible but never received wheat after PoS was introduced and list of people eligible for NFSA by virtue of being BPL/SB/AN category but were not in NFSA.

As an aftermath, more than 5300kg of siphoned off wheat was distributed in the panchayat. In a similar manner, in Katar panchayat of Bhilwara, when people were told about this, they got the print-outs of online transactions, took it to ration dealer and the

dealer agreed to give siphoned off ration. As a result, more than three trucks of siphoned wheat were distributed. There are numerous examples like this.

In 2016, Rajasthan shifted to biometric authentication for ration distribution. This means a list of eligible beneficiaries has to be available in electronic form. The Digital Dialogue Team requested the government to put this out in public domain. After some initial hesitation, NFSA beneficiary list and corresponding entitlements received were made available in public domain in May, 2017.



(B) Ujaala Campaign is a village level solidarity group of women in Sabla, Dungarpur. It has been working with the labour and tribal women to help them access their entitled ration regularly under the public distribution system (PDS) set up for the implementation of Right to Food act. Their persistent efforts have actually helped women not only from Sabla but also from far off areas around Sabla to get their entitlements. Moreover, the group has also helped these women to fight wrong-doings of the ration shop dealers collectively and effectively.

Amba Bai and Ramba Bai, in their mid twenties, are residents of Mataji Kheda village of Gamdi gram panchayat in Dungarpur. They belong to a family of Meena tribe with small land holding that reaps minimal returns on farming activities. Most of the male from their household as well as from the community migrate to Ahmedabad (Gujarat) to earn their livelihood and support the families back in the villages. Monthly income of Amba Bai and Ramba Bai would be between 5000 to 7000 rs from construction related activities in Sabla and NREGA. It is this, their social and economic vulnerability, which makes them very heavily rely on the ration that they get every month from the Fair Price Shop (FPS) in their village.

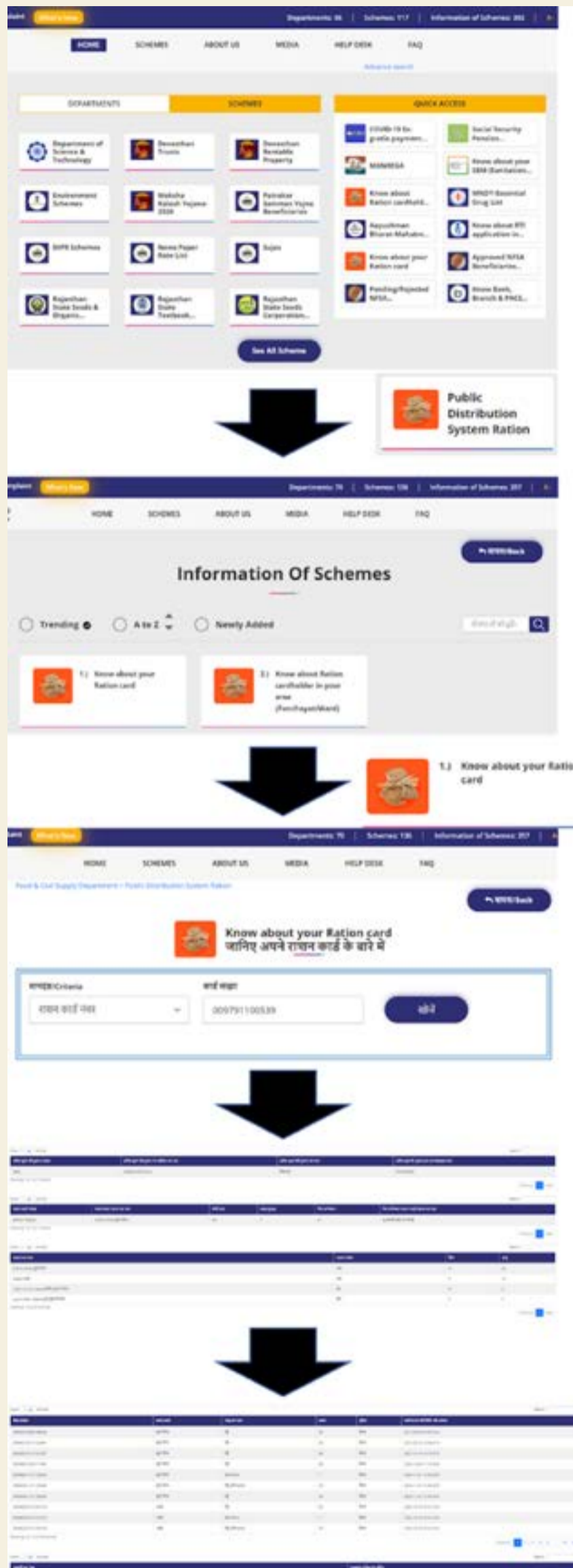
In November 2020, Amba and Ramba participated in the PDS workshop cum enrolment camp in Panchayat Bhawan organized by the Ujaala Campaign. They along with 40-45 other participants were educated about their entitlements and showed the Jan Soochna Portal. Each participant was also informed about the ration they were receiving every month from the information available Jan Soochna Portal. It was during the workshop when Amba and Ramba realized that the records showed that they were receiving a packet of sugar every month while they were not in reality, despite being eligible for it.

Use of Jan Soochna Portal:

Amba Bai and Ramba Bai were advised by others in the workshop to go to the nearest e-Mitra to get a copy of the information available on the Jan Soochna Portal and approach the PDS shop dealer. Both women went to the PDS shop dealer after getting a copy of their online ration card the next day. When the dealer asked for a proof of their claim, they produced the copy of Jan Soochna Portal information that showed how the sugar was being disbursed under their name while it was never given to them by the dealer. The dealer also realized that the information was accurate after an initial hesitation and denial.



However, he succumbed to the social pressure as well as to the Jan Soochna Portal evidence that was produced by Amba and Ramba and agreed to give them the sugar packets of all the past 7-8 months as well. He also surprisingly asked the women how they acquired the digital copy of their ration card as he had never seen it earlier. Both the women laughingly responded that they may not look educated and smart but they have information. Amba Bai and Ramba Bai both are now receiving 5 kg sugar in their ration regularly.



CASE STUDY 03

Swachh Bharat Mission(SBM)

Jaswant Kumar Khada lives in Dedli village of Asiyavav panchayat in Bichhiwada block of Dungarpur district. He is one of the first generation literate, in his twenties, from the local tribe who lives with his illiterate wife, three year old daughter, and elderly parents. They have a small ancestral land where they farm but reap little economic gains. They also do labour work under NREGA and are applicants for land rights under Forest Rights Act (FRA). Jaswant was introduced to SR Abhiyan through one of his friends and he also volunteered with SR Abhiyan during COVID for a survey around the efficacy of Rajasthan Sampark, the grievance redress system of the Government of Rajasthan, in Dungarpur.

Jaswant built a toilet at his home under the Swachh Bharat Mission and he had been trying to avail reimbursements for his expenses as per the policy guidelines.

However, after not being able to access his share of reimbursements for a long time, he asked the village secretary repeatedly but couldn't get relevant information.

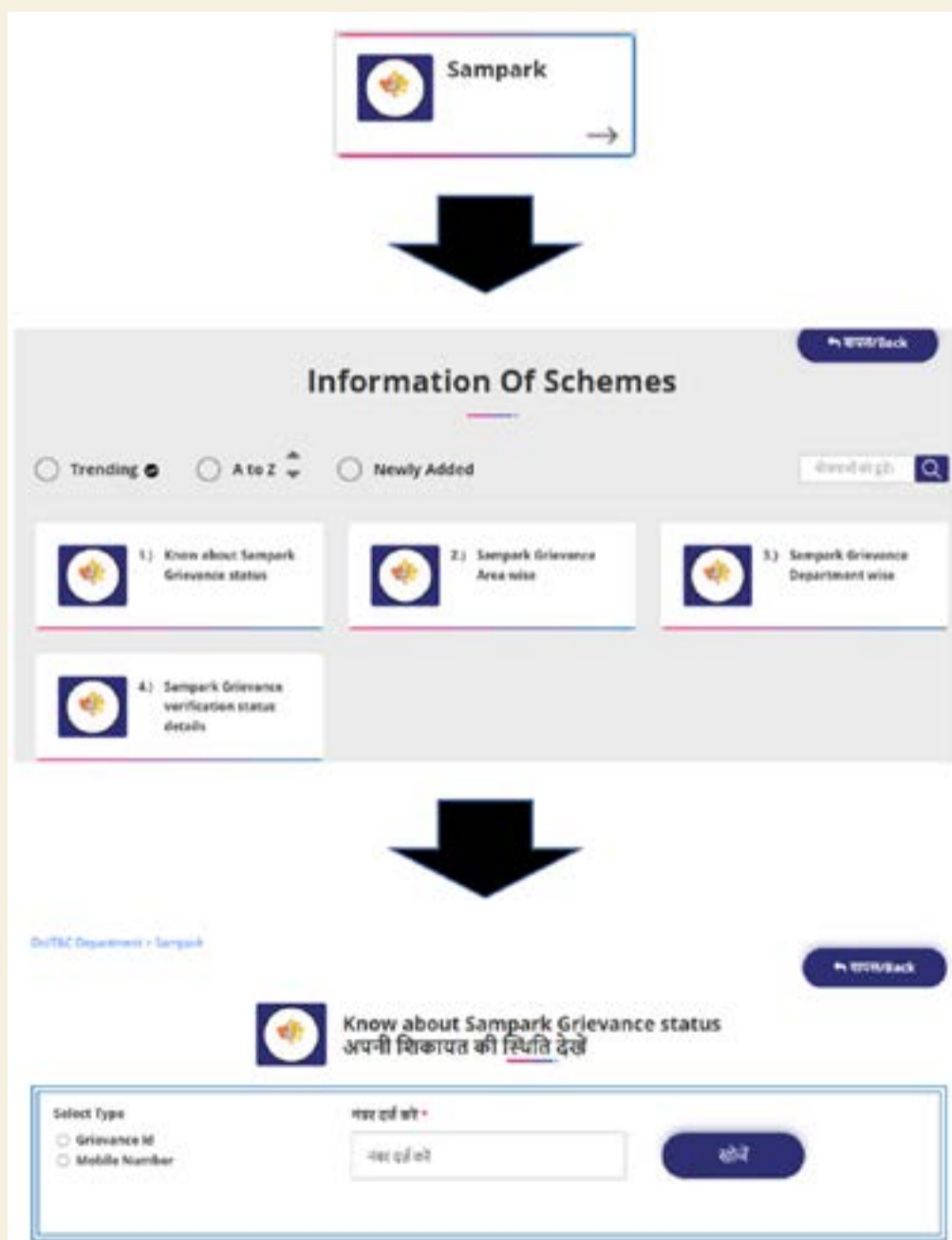
He participated in the Jan Soochna Portal workshop in November 2020. This was one of the regular workshops, which focused on educating communities on Jan Soochna Portal as well as Rajasthan Sampark. He was not only made familiar with both the systems but also



gave him a hands on experience of using them. During the workshop, he used the portal to check records of SBM beneficiaries of his village and found out only three beneficiaries. He, however, knew more people from his community who had received money under the scheme. He was then told in the workshop that the information was incomplete and will be updated soon on the portal.

Jaswant, during the workshop, had also filed and later pursued his grievance on Rajasthan Sampark regarding not receiving his reimbursement under SBM. He was informed by the department official that according to a baseline survey that was undertaken by the state earlier, which the state was considering as a benchmark to identify beneficiaries, he was not qualified to receive the entitlements under SBM. However, a few days after receiving this correspondence on his grievance, Jaswant, to his surprise, received a phone call from his panchayat office to come and fill the application form to receive reimbursement under SBM.

Jaswant is still in the process of getting the reimbursement money but he feels more informed and aware now, and has been rigorously following up on it. In addition to his own benefits, he has also used the information available on Jan Soochna Portal to file another grievance on Rajasthan Sampark regarding delay of payment in a financial assistance scheme for the parents of a girl child in his community.



Jaswant's suggestions after undergoing the whole process of using the Jan Soochna Portal to seek information and avail benefits under a scheme are two-fold. First, it is very important that the information is updated as regularly as it can be, preferably real-time, on Jan Soochna Portal so that it can be used most effectively. Second, the grievance redress system of Rajasthan – Rajasthan Sampark – should be integrated with the Jan Soochna Portal in such a way where all the information about a grievance can be seen and tracked on Jan Soochna Portal and not just the final status.



CASE STUDY 04

Palanhaar

Rekha Devi is a young widow in her mid-thirties, who is a resident of Dakha village of Shidhari Block in Barmer district. She is mother to a 12 year old boy and also the lone caretaker of two elderly in-laws - one 70 year old father-in-law who is too old to work and a 60 year old mother-in-law who has a disability of the hand. Rekha and her family belong to the Sant community who try to meet their food needs by begging for alms while doing labour related jobs to earn income. They make around 3000 rupees every month, which includes old-age pension to both the elderly members of the house. Their social and economic vulnerabilities have pushed them into the margins and rely heavily on various social security support offered by the State.

28.) Palanhaar Yojana and Beneficiaries Information (Know about your application status)

Palanhaar Yojana and Beneficiaries Information (Know about your application status)
पालनहार योजना (आवेदन की स्थिति के बारे में जाने)

प्रकार चुनें

Application Status

Payment Status

भुगतान वर्ष का चयन करें *

चयन करें भुगतान वर्ष का चयन करें

अपना आवेदन क्रमांक या एस आर डी आर नंबर दर्ज करें *

अपना आवेदन क्रमांक या एस आर डी आर नंबर दर्ज करें

सोजें

Rekha's son goes to school and is eligible for Palanhaar, which is a scholarship policy from the Government of Rajasthan for school going children who themselves are either orphans or are raised by a guardian that belongs to categories like widow, disabled, HIV positive, or are serving a life/death sentence etc. Rekha's son was eligible to receive entitlements under Palanhar scheme as he was being raised by a widow.

In 2019, Rekha got to know about the policy through Anita Sharma, a local SR Abhiyan member. Rekha organized her application quickly and applied for the scheme. However, she did not receive the scholarship amount for her son even after a considerable amount of time was passed. In the meanwhile, she was constantly asked to keep patience by the local e-mitra kendra (Citizen Service Center). She again approached Anita for help and both of them went on Jan Sookna Portal to seek the information on Rekha's application status. They could see that the amount was disbursed but the money never reflected in the bank account she provided at the time of application. Upon checking further information on Jan Sookna Portal, she could see the complete trail of her application and she found that biometric authentication in her application form was pending.

Rekha quickly finished the formality of biometric authentication at a nearby e-mitra kendra and finally got the scholarship amount in her bank account.

CASE STUDY 05

Social Security Pension Pushpa

Bismillah lives in Jaipur and is an old widow.

SOCIO - ECONOMIC BACKGROUND.

Kacchi basti, Bhatta basti, Sanjay Nagar, Grand child who is married, 2 bete 2 bahue.

She applied for Social Security pension on 16th Feb, 2018 in Municipal Corporation. Filled offline form, Vidhyadhar Nagar MC office -> Checked Pension Status on EMitra, July 2018 filed grievance on Sampark, Dharmendra ji 24 Sept MC, Form was filed earlier, 9-10-2018, Collectorate SDM Office pension department, biometric authentication issue, aadhar mai update karvaaye, again talked to Dharmendra ji.

Met 16 July, 2018

She looked up Jan Soochna Portal which showed that the pension didn't start by July, 2018. She lodged a complaint and called the office. When the pension didn't start by Sep 2018, she again lodged a complaint and went to the SDM office. She was told to complete biometric authentication but she wasn't able to as fingerprints didn't match. She got her biometrics and phone number updated in Aadhaar and finally got authenticated in 16 July, 2019.

JSP-> New form 22 October 2019 new form because previous form invalid.

When the pension still didn't start (WHY), a new application was filed in Oct, 2019 which finally got approved in Dec, 2019. Jan Soochna Portal was helpful in tracking the status of her application.

CASE STUDY 06

Training and Capacity Building

Civil Society Organizations have been acting as information facilitators to train and help beneficiaries get all the information. This role becomes even more important since many of these beneficiaries don't have smart phones and even those who have it, don't know how to access this information. Once a person learns how to use it, it has a spiral effect and this goes to many more in the community.

While the government plays a big role in socializing this information, civil society facilitation is also important. There are many organizations who have conducted such training and have taught people how to use information to view and verify the entitlements either already received by them or the ones they are eligible for. E.g. Jagruk Nagrik Manch based in Nokha, Bikaner has been part of this process. People come to them with their complaints and they work as information facilitation center and file complaints on Rajasthan Sampark as needed. They have filed more than 500 grievances and the information on Jan Soochna Portal comes handy to view the information available in government records.

Similarly, Aajeevika Bureau - a grassroots organisation in Udaipur steered training around the Jan Soochna portal. Aajeevika is also the supporting organisation for Ujala Sangathan and the Aravali Union (A trade union of construction workers in South Rajasthan) and have been working towards building workers' agency.



It was as part of initiating an understanding of digital literacy among people, that a training on using Jan Soochna portal was organised.

A group of around 30 people from Gogunda, Barwada and Kherwada which are predominantly tribal areas. The training proved very effective as it enabled trainees not only to look out entitlement information for themselves but also for the community which they work with. Jan Soochna portal soon proved to be a powerful tool in the hands of the citizens and was taken to other citizens groups. After a training in Barwada more such trainings were organised in six different blocks of South Rajasthan. These training not only helped in educating people about their rights but also gave them means to exercise their voice as a citizen and hold their representatives accountable. The trainings were followed by social security camps in the villages where queries related to public schemes are rectified, complaints get registered and people are linked to the government run complaint mechanisms like the state run helpline number 181. This created a domino effect which helped Aajeevika reach over 9000 people across six blocks of South Rajasthan.

The realisation that a portal like Jan Soochna can help citizens exercise their citizenship but also turn around their disempowering experience of using technology into an empowering one.

CASE STUDY 07

Janta Soochna Kendra

In Rajasthan, there is an ongoing demand for a Public Accountability Bill which would define citizen charters, job charts and services provided by each department with a timeline to provide them. It also envisions the creation of an independent Grievance Redress Authority and creation of Information Facilitation Centers. A person who needs any information or wants to lodge any grievance can approach these Facilitation Centers. An information facilitator will be responsible to provide any information that a citizen may need at no cost, to ensure that the center is up and running during working hours, and to facilitate filing of grievances if any. Even if an individual needs information related to Social Audit or wants to conduct the same, the standard Social Audit formats can also be provided to a citizen or a group of citizens.



One futuristic idea is to also use Emitra Plus machines, a modern, computerized, one-stop service delivery touchscreen kiosk designed to facilitate the delivery of 300+ schemes and services in Rajasthan, as part of Information Facilitation Centers.

One such center was opened in Bicchiwada block in Dungarpur in November 2020 from the efforts of Vagad Mazdoor Kisan Sangathan (VMKS). The center is set up as a response to local demand for information as well as support required to access relevant information on forest rights, land and revenue related information, ration, pension, and NREGA related information. A group of young girls were training on using the e-Mitra portal to be information facilitators at the center. One of them, Leela, who also had the disability of the leg, agreed to be an information facilitator by the end of the training.

She transitioned from her job of tailoring to investing her own funds and buying a laptop to become an information facilitator at the center. Another young activist involved with the Sangathan used to visit the center frequently to provide mentorship to Leela as well as monitor the operations to make it more efficient. The purpose of the center is to operate both as an E-Mitra as well as as a Jan Sookna Portal facilitation center, where citizens can walk in to get assistance in finding their or their community related information from the portal.

Such experiences underscore the importance of developing a means of facilitation to support citizens, especially those who do not have access to digital technology, in accessing the Jan Sookna Portal as well as accessing the grievance redress mechanism of the government in cases of denial or rejection of rightful entitlement. SR Abhiyan is working with the Department of Women and Child Development, Government of Rajasthan to plan such a mechanism through Saathins, who are community resource persons in villages tasked to increase the awareness of schemes related to women and children.

CASE STUDY 08

Access to drinking water

Noori, Jamala, Itiya, Ramda and Shambhu live in one of the far-flung villages named Choti Kadeen in Malala Gram Panchayat in Barmer District with 250 other families. Most of the male members from their community, including their households, migrate to Jodhpur and to Gujarat to earn their livelihoods and support the families living in the village. Family members living in Choti Kadeen are mostly women, children, and elderly, who are engaged in animal husbandry related activities. One of the biggest challenges the community here faces is the chronic crisis of access to clean drinking water as the groundwater in this part of Barmer is highly salty and practically non-drinkable.

One of the ways through which the community accesses water for daily use is via water tankers who deliver water to this community at a price. One other way, much less preferred and feasible, the community accesses drinking water is by making multiple commutes to a freshwater source that is 15 km away.

It was during the COVID lockdown from March to May, when the crisis took its worst shape and the community faced a lot of hardships in accessing clean drinking water. First, the water tanker stopped coming to the village due to a complete ban on movement of persons and vehicles during lockdown in March and April. Women from the families would wake up at 2am and leave to fetch water from a place 15 kms away on foot. They used to travel 30 kms daily to bring drinking water to their homes. The water brought with so much difficulty would not even be enough for the family, because the women could only carry one vessel with them. Some of the women would also make two to three trips to bring back enough water to meet the needs of the family as well as of animals. The male members of the families, in the meanwhile, were also stuck at their workplaces and were not able to send remittance back home as well due to absence of work.

Once the lockdown was lifted and migrant workers were allowed to travel back to their hometowns, male members of the families in Choti Kadeen also returned. The water tanker suppliers also began their operations but now with a steep hike in its fees and the villagers were asked to pay upto Rs 800 per day depending on the demand. The demand pressure for water increased overall in the region suddenly due to the return of migrant workers, which made visits of water tankers to Choti Kadeen increasingly infrequent. On the top of it, severe lack of money started troubling these families to meet their food needs too. The absence of a community water recharging source in the village became severely apparent!

They filed a complaint on Rajasthan Sampark to register their grievance and demanded that the Government take adequate steps to provide a dedicated water supply to their village. Once the complaint got filed, they got follow up calls from local officers, and in a couple of days one water tanker was sent to the area. They were happy that one water tanker reached their village to meet their immediate needs but they were also hoping for the situation permanently redressed by some long term measure.

After waiting for a couple of weeks and not seeing evidence of any long term solution in their village, they used the Jan Soochna Portal to check about the status of their grievance. To their shock they realized that the grievance was shown as redressed and closed for further action. They took a print out of that and filed another complaint on the Rajasthan Sampark stating that their complaint has not been redressed yet as no long term solution was found to their issue. They even wrote a letter to the District Collector using this information. After this issue was highlighted, the District Collector ensured that water tankers shall reach the village every day until a long term solution was arrived at through construction of assets in the area. The hope for a long term solution, in the form of a community-based source of fresh drinking water, is still being pursued by Noori, Jamala, Itiya, Ramda and Shambhu.

CASE STUDY 09

Building and Other Construction Workers (BoCW)

The Building and Other Construction Workers Welfare Board, Rajasthan (BoCW) was formed under the Building and Other Construction Workers Welfare Act, 1996 for the welfare of building and other construction workers in the unorganized sector. Under this, the building and other construction workers are registered and they get benefits from various types of social security, education, health etc. schemes on the basis of eligibility. If seen, this is one of the largest and one of the most ambitious schemes to expand social security for informal sector workers in India.

Under this act, lakhs of construction workers have been registered and they also get benefits of various entitlements on the basis of eligibility but no information of any kind has been shared in public domain for beneficiaries and common public. This led to people getting in touch with middlemen to get information about who is registered, who is registered on the basis of which eligibility, who gets benefits, how much of it is received, how much time is taken, who is selected among the applicants and who is rejected for what reason, whose application is pending, who is the employer, which agency has given the employment certificate, etc., which led to large scale irregularities. As a result, the eligible laborers started being deprived of their entitlements instead ineligible people started taking advantage of the act. Due to lack of information, people could not even make complaints.

In 2018, the Supreme Court of India, while pronouncing the judgement in a Public Interest Litigation filed by the National Construction Committee on Construction Labours (NCCCL) vs Union of India, issued instructions to conduct social audit to bring transparency and accountability in BoCW. In order to implement the order, the Ministry of Labour decided to conduct a pilot in one rural and urban area. The social audit was carried out in Salumbar block in Rajasthan and Shalimar Bagh Constituency, North West District, New Delhi.

The basis of social audit is information; the more accurate, qualified, and authentic information is, the more effective the audit is. For the social audit in Salumbar, the nature of information required to be in the public domain were identified. This set of information was indeed provided at the time of social audit but it was not provided universally to everyone. Meaning that each beneficiary only got information regarding their own entitlements, that too not comprehensive, but not of all beneficiaries. Hence, it was impossible to compare how the entitlements are being received by the larger community of construction workers in the district.

Learnings from Salumbar pilot was instrumental in designing the BoCW disclosure at the time of developing the Jan Sookna Portal with collective participation of civil society and the Information Technology and Labour Department of the Government of Rajasthan. In the initial days, the information was limited about the registration of the beneficiary on the portal and the benefits of the scheme. The complete audit trail of the beneficiary was not there. After a lot of efforts and deliberations with the Labour Department, they made API available to the IT department. Hence, the data of all the beneficiaries started coming up on the portal, in which any person could see all kinds of information via a registration number or via selecting a geographic region. In an audit trail, the name, address, age, application date, application status (accepted, pending, rejection), reason for rejection, date of acceptance, sanctioning officer, release date, account details, etc. started to appear on the Jan Sookna Portal.

When social audit took place in Beawar city in 2019, the auditors used the information available on the Jan Sookna Portal fiercely. The auditors were verifying the records directly from their mobile phone via Jan Sookna Portal while going door to door to cover all the beneficiaries. This also made people curious and seeing their entire information online, they were also verifying the authenticity of Jan Sookna Portal. During that time people understood the importance of a public information portal and also learnt how to use it.

How does beneficiary's audit trail makes social audit more effective can be understood from an example of Beawar: Ganga Devi wife of Jayanarayan got married 15 years ago and she used to live with her family in Jaipur. She was registered as a construction worker under the registration no. B31/2017/0017217. Ganga Devi suffered from severe illness in 2017 and passed away on 19.12.2017. When the audit team spoke to her husband on the phone, during the verification process, he said that Ganga Devi was a homemaker and Jayanarayan himself operated a tea cart in Jaipur. Ganga Devi had never been a construction worker!

Upon further investigation of the process trail, the team found that Narendra Dagadi, one of the E-Mitra operators, in collaboration with the Department and had applied for a Shramik Card under the name Ganga Devi on 11.10.2017 and on 22.11.2017, the Labor Department issued the Shramik Card. On 29.8.2018, Narendra received the insurance amount, entitled under the BoCW act, of Rs. 2 lakhs against a normal death. If we look at these dates, there is a lot of contradiction and within a very short span of time, the card was issued and the benefit was also received. When the employer certificate of Ganga Devi was checked from the process trail, a construction contractor named Ismail had certified her employment. When this issue arose in the public hearing and the entire audit trail was heard, Ismail himself said that he is a tailor himself and has never been a construction worker and a contractor in his life. All these facts were obtained only from the information available on the Jan Soochna Portal, which made such kind of audit possible.

Today, the Jan Soochna Portal, in addition to the information about registration of a beneficiary, renewal of registration, and benefits of the scheme, also provides complete information about the employer (employer certificate) and details of cess recovery. All this information is in the public domain and all it is accessible to the general public including the beneficiaries, which is also used widely. The Jan Soochna Portal has truly established transparency and accountability in the implementation of BoCW Act.

CASE STUDY 10

Silicosis

Rajasthan is ranked second in the implementation of Silicosis Policy and the first to bring transparency in the policy. The state is also a unique example in the country by its adoption of digital technology in the implementation of the policy as they have digitized all its processes and have also used disclosure on Jan Soochna Portal as an effective way to maximize the delivery of entitlements. Currently, the policy is helpful in bringing justice to the patients or probable cases of silicosis on both measures of accountability and transparency.

Offline Investigation Process	Online Investigation Process
<p>In this process a potential beneficiary has to go to the hospital to get an appointment for the investigation for Silicosis and in some cases the hospital management has provided a time period of a year for investigation thus making it impossible to fix an accountability on either side. Many such examples have come to fore during Silicosis discussions where thousands of cases have been delayed in many districts.</p>	<p>In this system any person from the state of Rajasthan can now apply online for an investigation from an E-Mitra or Citizen Service Centre through the Janadhar Card.</p> <p>This has helped in establishing accountability in the government system and its monitoring is being done at various officer's levels.</p> <p>Following is an illustration of how monitoring of applications being processed are done -</p> <p>Administrative Secretary → District Collector → District Mining Officer or Sub-Divisional Magistrate → District Health Department → Concerned Medical Board → Potential Beneficiary/Patient</p> <p>Monitoring at all levels has become easy through the Department MIS as well as more broadly, by citizens themselves, through the Jan Soochna Portal and the potential beneficiaries/applicants are getting information on mobile through SMS.</p>
Compensation Process (Offline)	Compensation Process (Online)
<p>The compensation given by the Government of Rajasthan to the people affected by Silicosis through the offline process was taking longer, to an extent that sometimes the patients had already died by the time the compensation amount was processed .</p> <p>During this process, verification of applicant was also a big challenge. The citizen had to run from office to office multiple times for the documentation to prove that they are the rightful beneficiary. It had been a challenge to fix accountability and monitoring at the government level.</p>	<p>In the digital system, the person has to provide information only once - at the time of application for medical investigation. At all other stages of beneficiary verification, the department portal picks all the relevant information about the applicant through the Jan Adhar card. Thus the affected person doesn't have to go to various offices. They can check their application status through mobile phone or E-mitra.</p> <p>Such a digital system automatically fixes the accountability of the concerned officer while making it easier and more convenient for the applicants to check the status of their application. This process has also simplified the verification process. During Covid, the government has done a commendable job of providing pensions to the Silicosis applicants who had applied through this portal.</p>

Jan Sookna Portal fetches regular information from the department portal and puts it all in the public domain. Anyone with an application number or through a geographic selection of an area can view the latest status of silicosis applications. Such a system has been a blessing for individuals in a sense that not only has it made the tracking of silicosis applications easier, it has also provided an evidence to a citizen to file a grievance in case their rightful entitlements are denied or delayed. No information in the public domain.

Spread of JSP to other States

Based on the initiative taken by the Government of Rajasthan, other State Governments also took steps to build similar portals. The Government of Karnataka built and launched the Mahiti Kanaja, a single portal for disclosure of information in the public domain in 2019. The Mahiti Kanaja has been accessed by 20057 citizens since its launch and discloses information related to 16 departments. [Link](#)

Similarly, the Tribal Development Department of Maharashtra Government took steps to start developing a single portal for disclosure expenditure taking place for tribal development under different schemes across the State. This portal is still in the initial stages of planning, and is still a work in progress.

Need for facilitation and the role of Saathins

The JIS group was clear from the very beginning that information should be disclosed on web platforms like the Jan Soochna Portal at a minimum level. It should not be the only platform where this information can be accessed. It was also clearly understood that large sections of society who need access to this information, will not be able to use the internet and smartphones to access the portal. It is not enough for the Government to provide relevant information in the public domain through a website. The Government also has to take steps to ensure that information disclosed on the web is pro-actively made available to citizens off the web through physical facilitation. Facilitation would also encourage and help people in knowing how to use the information available on the portal to get their entitlements.

Once the Jan Sookna Portal got properly established, the JIS group and the Digital Dialogue process began to focus more on how information disclosed on the portal can be shared with people who are not able to use phones or websites on their own. Through the Digital Dialogues, the idea of working with Saathins as Jan Sookna Portal Facilitators emerged.

Saathins are Gram Panchayat level community resource persons deployed by the Department of Women and Child Development. Saathins are present in all States. In Rajasthan, Saathins are nominated by women gram sabhas.



They are paid an honorarium of Rs 3500 per month and are given the responsibility of increasing the awareness of women living in the Gram Panchayat about their rights and supporting them in accessing justice and redress. As of today, there are 8000 saathins in Rajasthan. Saathins stood out as a natural option for playing the role of Jan Sookna Portal Facilitators. Saathins could spend 2-3 hours daily at the Panchayat Office and help residents of the Gram Panchayat, particularly women, view the Jan Sookna Portal, look at information and access the relevant information they need. Efforts are underway to identify and train the Saathins on the Portal and help them in carrying out this critical role of facilitation. Through this drive, nearly 8000 women across 11500 panchayats of the State would get familiar with the use of this portal and inspire and support other women living in the Gram Panchayat to also do so.

8

DEVELOPING DIGITAL SYSTEMS FOR GOVERNANCE FROM THE POINT OF VIEW OF CITIZENS

Initiatives from the government and constant feedback from the Civil Society also helped in improving existing processes of implementation.

One of the prime examples for that is the application process for Social Security Pension. Earlier this used to be a paper filing wherein you have to get signs of government officials and public representatives. All the documents pertaining to were supposed to be attached and multiple photos and signs were needed in the application. There was no system to issue a receipt of the application resulting in applicants not knowing what happened to their applications and them filing multiple applications.

This was changed to online filling resulting in lesser paperwork, lesser documents and online tracking of the application. Though this process helped to a great extent, there were instances where applications kept lying with officials without any action. This was also resulting in breach of prescribed timelines defined for the processing of applications. Gradually, all the paper filings were replaced by self-declaration by beneficiary in many instances and automated approval was introduced in case the application is not being processed in prescribed time-limit. Responsibility in case of automated approvals lies with the official where application was stuck beyond the prescribed time. This has helped in streamlining the process and clear the pendencies.

Digital Dialogue helped in automated enrolling of the eligible beneficiaries so that they get their entitlements without them submitting any form or go anywhere. It all happens with a click of a button. E.g. in November, 2017 more than 2 lakh, 40 thousand eligible beneficiaries who were not part of NFSA but were eligible for NFSA as they held BPL, State BPL or Antodaya ration cards. After some deliberation, these were added to NFSA list through an automated process without them going anywhere.

Another example is of widow pension, which is again the most vulnerable group. In June, 2017, the state government declared that from July there would be an increase in widow pension for widows above the age of 60 years. It was found that many such pensioners were registered as Old Age pensioners and hence they didn't get the increment. The process to convert this pension to widow pension was tedious as the beneficiary had to submit an application at Block level along with husband's death certificate. Finally using an automated process and using Bhamashah (family profile) database, more than 9 lakh pensioners got this benefit at a single click in July, 2018.

Another process which has been partially facilitated with this automation is related to a scheme called Palanhaar run by Social Justice and Empowerment Department (SJED), which provides scholarships to school going children of certain categories like widow, orphan, children of disabled parents, etc. With the earlier process, the beneficiary was supposed to apply every year and provide a study certificate from school every year. Due to lack of awareness and tedious process, many such children were getting excluded. The Education Department takes Aadhaar details at the start of the session. An automation was initiated wherein if a child is authenticated in the Education database, SJED would read that information and automatically renew Palanhaar application eliminating the need of a study certificate from school in such instances. Though it doesn't cover all the beneficiaries, it's a leap forward in how most vulnerable can get their entitlements with the use of technology without applying.

Another issue that was repeatedly raised by activists was the delays in payment of compensation for those affected by silicosis. Silicosis is a disease that workers who work in the construction industry, stone carving industry, mining, idol making industry suffer from. It emerges due to long term inhalation of silica dust. It is a terminal illness, and there is no cure for it. Recognizing the disastrous impact of this occupational illness, the Supreme Court has ordered that all those suffering from silicosis be awarded a compensation of Rs 3 lakh when they are diagnosed with the disease, and Rs 2 lakh on death of the patient. Activists working in those regions of Rajasthan where the disease is prevalent brought forward many instances of workers facing difficulties in getting tests to certify that they have silicosis, delays in getting silicosis certificates, submitting applications to the administration to claim compensation due to them and disbursement of payments. These issues were raised in the Digital Dialogue since 2017.

A decision was taken by the IT Department to develop an MIS from scratch to digitize the process of silicosis compensation and relief payment, with the help of those participating in the Digital Dialogue. This MIS would digitize all processes related to the payment including - testing, certification, applications and payments. The JIS group worked closely with the IT Department and its vendors to develop an information system that would be beneficial for the workers. Suggestions and inputs given by the JIS group regarding process flows and information that should be disclosed such as options for workers to track the status of applications, pendency at different levels of

administration, automatic routing of test requests to closest health centres and boards were all accepted. Based on this joint effort, the State Government launched “Raj Silicosis” in 2019, which was an end to end IT system designed to alleviate the difficulties faced by silicosis patients in claiming their entitlements. Digital Dialogues continue to stress on further improvements that need to be made to the MIS and how more relevant information should be made public through the Jan Soochna Portal. One significant impact of this MIS being put in place is that the Government could not use its databases to automatically and pro-actively identify those registered as silicosis patients in their system and initiate their pension payments without them having to apply for it.

Talks are on to follow the same footsteps for some other schemes and departments as well.



9

THE PANDEMIC AND THE PORTAL

The Digital Dialogues continued to take place during the pandemic. Physical meetings could not take place because of the lockdown and social distancing norms.

The Digital Dialogues continued to take place during the pandemic. Physical meetings could not take place because of the lockdown and social distancing norms. But the level of distress being faced by people during the lockdown in accessing medical care (for COVID and non-COVID reasons), rations, work under MGNREGA, pensions, financial assistance due to loss of jobs, locating family members who were working in other cities and were trying to return home made it clear that there was an urgent need to resume the digital dialogue in whatever form possible. From July 2020 onwards, the Digital Dialogues turned virtual. The JIS group interacted with the IT Department through webinars and returned to following up issues as before. However, the lockdown brought its own set of issues forward which the Abhiyan highlighted through the dialogues.

Information relating to distribution of take home ration through the anganwadis, dry ration kit distribution, distribution of enhanced entitlements under NFSA, financial assistance provided to BoCW registered workers and status of grievances filed by people in accessing emergency benefits promised by the State Government for those affected during the lockdown- now became critical pieces of information that had to start getting displayed on the Jan Soochna Portal. Formats were developed by SR Abhiyan members through virtual consultations to define exactly what information needed to be shared and how.



10

CHALLENGES

The Jan Soochna Portal is an initiative which apart from other things has also been an important step for change; changes in habits, culture and processes to present information in the public domain.

Change in status quo is also accompanied with multiple challenges. The journey of the Jan Soochna Portal to bring changes in how information is presented and made accessible for every common person, has also faced quite a few challenges.

The first and foremost challenge which we have faced while interacting with officials of government departments is to make them understand why it is important to disclose a particular piece of information. This is followed by more discussions to make them let go of their inhibitions and control to share the particular information in public domain. We have often faced situations where government officials would show us their department's website and tell us that whatever information we need is already available on their department's website. However, having already gone through the Department websites before reaching the digital dialogue meeting we already knew that only very limited information is accessible on their websites. Only after the MIS nodal officer would present the information on the official database under restricted access in the digital dialogue meetings, did it become clear to us that there was so much information that only government officials could see which would be useful for the public. In the beginning of our discussions with a department, it takes a lot of deep diving to understand the database of the Department and identify relevant pieces of information from the point of view of a citizen.

Once this is done we need to convince the officials that the information which is present in the database with the official's admin access needs to be disclosed proactively and presented on the Jan Soochna Portal. This would be followed by the IT officials saying that a decision to make identified pieces of information public can only be made by the Line Department. This would then involve digital dialogues being tripartite in nature i.e. where representatives of IT Department, Line Department and the JIS group would sit together and discuss which pieces of information need to be made public and why. The discussion included lots of disagreements along with agreements. Whenever Departments would disagree about making certain kinds of information public, they were requested to explain under what clause of Section 8 of the RTI Act was this information not being made public. Slowly, it became a norm that for Departments to disagree incorporating recommendations that were made in the Digital Dialogue process, it would have to provide a written justification on how implementing the recommendation would result in violating Section 8 of the RTI Act.

The prevalent system of keeping information stored in registers, files, hard copies, etc has also limited the information being disclosed on the portal to only those pieces that are digitized.

Although the departments have adopted the pathway for digital reform, in certain places the process has been very slow due to administrative and financial limitations. In our meetings with senior officials of various departments, apart from the regular discussions, the Digital Dialogue Team has also been pushing the agenda to digitise their content as soon as possible and present it digitally on Jan Soochna Portal. Some of the departments have not been digitised fully and their information is collated and stored in the database as PDF or scanned documents. This arrangement of keeping information in PDF or scanned copies has also limited the possibility to present it digitally on the Jan Soochna Portal. In some departments the process of digitisation of the information is under process, for example; Department of Water Resources and therefore as of now it is impossible to present all the required information in Jan Soochna Portal.

We have been struggling to bring in certain information on the Jan Soochna Portal which is stored in the database of the central government. Information related to certain central sponsored programme for example MGNREGS, PMAY, PM KISAN are stored in the database of the central government. Even though the Department of Information Technology, Government of Rajasthan is the nodal department for Jan Soochna Portal, they themselves have not been able to get access to the information which is in the database of the departments of the Central Government. Despite several follow ups with departments of both governments, there has been no success as of now.

The other challenge faced by the JIS group was regarding the digitization of the Forest Rights Act process. Throughout the claim process of the FRA, the biggest hurdle is that the submitted applications get lost in the system. People have no clue where their applications are, if they are approved/rejected, what is the cause of the rejection etc. So, they could never exercise their right to appeal. This lead to multiple claims being filed by people again and again hoping they will get processed in the system.

Jungle Jameen Jan Andolon in S.Rajasthan was involved in the nation wide struggle for forest rights act and then the implementation of the same. Because of the issue of untraced applications and unavailable right appeal, it was felt that an online system could address these issues. People could get receipts for their applications and could track the status. When it is rejected, they might be able to even appeal if they want to. As part of Digital Dialogue, we worked with the IT department closely on developing a process software for forest rights applications. It took about 1.5 years for the software development. The volunteers worked with IT department, Jaipur on the application process and co-ordinated with the Tribal Area Development Commissioner Office in Udaipur for approval and acceptance of the same.

The training of the panchayat and block level staff was done by the department. But the system was not put into use much. In June 2019, when the Supreme Court ordered review of previously rejected applications, SR Abhiyan and Jungle Jameen Jan Andolan took this opportunity to promote the usage of the system. It was noted that more than 50% of rejected applications were not found and hence had to be made again. There were also several pending applications lying at panchayat and block level. Several volunteers from social work colleges participated in this review, helped people fill in applications and also filed them online. After review camps there were more than 4000 applications filed online and people got their receipts as messages on the phone numbers entered. Once the usage of the system started, several issues came up.

We tried to continuously report the issues to the IT department. Some of them were even resolved. But the financial issues between TAD and the IT department, beyond the control of Abhiyan cropped up, and the maintenance of the software was stopped. We still pressed for the process to continue, volunteered at block level to help with the online process. This continued for more than a year and eventually, there were severe issues with the system which were not getting fixed. The officers at the block level started saying they would only consider the online applications in their meetings. The gram sabhas refused to pass resolutions on offline applications. So, we had to request the TAD office to give directions to not use the online system anymore and process the applications offline. Today, the online system so painstakingly developed is no longer in use. But for the time it was used, it was able to assure people that their applications will be processed. Even now, those that are logged in the system, we are sure that they will be processed offline

as they will have to be accounted for. The process brought attention to the problems involved and hopefully they will be addressed in the offline process too.



11

ACTION FOR THE FUTURE

The Digital Dialogues and the further improvement of the Jan Soचना Portal is a work in progress. It is nowhere near a finished agenda.

In the post COVID world, social and economic inequality has risen to disturbing levels, while digital technology continues to spread in our social and personal lives. In this scenario, processes like the Digital Dialogue and platforms like the Jan Soochna Portal become even more valuable than before. Efforts to inform and engage with the Government on how digital technology should and should not be deployed to protect the interests of citizens continues to be relevant. Therefore, Digital Dialogues will continue and efforts will be directed at making them more rich, more participatory and more inclusive as we go along. The challenge ahead for the Jan Soochna Portal is to build disclosures for issues relating to law and order, tax and excise, functioning of the judiciary, functioning of statutory authorities, working of the legislative assembly amongst other things. The JIS group will also work with activists, campaigns and civil society organizations working on these issues on the same.

There are many ways citizens and activists inspired by this effort can help. They can volunteer to be part of the Digital Dialogue Team which meets Government Departments regularly. Any suggestions on voluntary disclosures and usability improvement are always welcome. They can act as facilitators to share this information with the public. They can organize training and workshops so that the public can view/seek information themselves.

It should also be kept in mind that Digital Dialogue and Jan Soochna Portal, and technology in general, are just the means and not the end. The end goal remains to reach out to the most marginalized and needy as mentioned in Gandhi's Talisman and see how they can get benefit from these steps.

FORMATS

Format for Health on Jan Sookna Portal

On clicking the "Health" Button, the citizen should be directed to a page to select District, Rural/Urban, Block, Gram Panchayat, and category of institution (Sub Centre/CHC/PHC/Medical College/DWH/Dispensary/Sat. Hospital/Dist. Hospital/SDH/UPHC)

On selecting the institution, the following report should emerge

Name of institution	Address	Date of establishment	Management	Number of services/examinations conducted in past FY	JSY Beneficiaries (From OJAS Portal)	Staff deployment	Budget and expenditure
				(2)	(3)	(5)	(6)

Information needs to be disclosed at the level of the institution for it to be helpful for people. Citizens need to know detailed information about the hospital, instead of aggregate information at the District/State level.

This information is needed to know the list of Janani Suraksha Yojana beneficiaries from the hospital. In case these names did not actually get the benefit, whereas on Government records they got the benefits they can file a complaint. In case there are persons who have got benefits, whereas they were not eligible, this information being public can help report wrongful inclusions.

Upon clicking (1), the following reports should emerge:

Number of beds	
Number of toilets	
Status of water connection	
Status of electricity connection*	
Equipment and instrument stock	(AB) (From e-upkaran portal)
Medicine stock	(CD) (From e-aushadhi portal)

* PCTS and HMIS – have this info

Upon clicking (AB) the following table should emerge:

Name of equipment / instrument	Number of units in stock	Status (Functional/Not Functional)	Date of issue/purchase

This will disclose infrastructure stock as per Government records. Once this is publicly available, if there are any differences between the actual reality and what is recorded in Government records people can report it.

This information is needed to know the general health of the institution. If the Government records claim that many procedures are conducted, whereas the local reality is that the hospital denies most people an opportunity to be treated, citizens can use this information to hold local functionaries accountable. In addition, it would be helpful to know which institutions hardly conduct any procedures and which conduct many procedures and see whether the institution has the appropriate resources.

Upon clicking (CD) the following table should emerge:

List of medicines that should be available in the facility as per Mukhyamantri Nishulk Dava Yojana	Availability in stock (Y orN)	Number of units in stock	Expiry Status

Upon clicking (2), the following table should emerge:

Name of service/investigation	Number conducted in this FY

Upon clicking (3), the following table should emerge: (only for JSY)

Name of beneficiary	Name of Gram Panchayat where beneficiary is a resident	Date of delivery	First instalment (Date and Amount)

Upon clicking (5) the following table should emerge:

Staff description (Post)	Category (Permanent/Contractual)	Sanctioned	Positioned	Vacant

On clicking (6), the following table should emerge:

Budget head	Sanctioned amount	Expenditure incurred

Information regarding sanctioned number of doctors, actual number of doctors and vacant positions disclosed at the level of the institution will help build public pressure

Model Format for Agriculture on Jan Soochna Portal

On clicking the “**Agriculture**” Button, the citizen should be prompted to a screen which shall have the following three buttons:

- A. Know about your application status submitted through E-Mitra or Portal
- B. Know about Schemes in your Panchayat/Ward

On clicking A, the citizen should get a box to input their registration ID Number that they receive on submitting a request through an E-Mitra or Portal. On inputting the number, the following should open:

(Table 1)

Name of applicant	
Name of father/husband	
Service applied for	
Documents submitted with application	
Date on which application submitted online	
Other Information related to Application	
Status of application	<p>This should be either:</p> <ul style="list-style-type: none"> ● Accepted ● Rejected ● Pending <p>If rejected, the following details should be listed:</p> <ul style="list-style-type: none"> - Designation of official who rejected - Cause of rejection - Date of rejection <p>If pending the following details should be listed</p> <ul style="list-style-type: none"> - Designation of official at which level it is pending - Date since pending

On clicking B, the , the citizen should be directed to a page to select District, Rural/Urban, Block, Gram Panchayat

On selecting the Gram Panchayat/Ward, the following should appear

(Table 2)

Application ID	Name of Applicant	Address	Status of Application	Subsidy Amount	Other Information

Application ID should be hyperlinked such that the following list opens up upon clicking it:

(Table 3)

Name of applicant	Name of father/husband	Service applied for	Date of submission of application	Status of application (This should be either: <ul style="list-style-type: none"> • Accepted • Rejected • Pending If rejected, the following details should be listed: <ul style="list-style-type: none"> - Designation of official who rejected - Cause of rejection - Date of rejection If pending the following details should be listed <ul style="list-style-type: none"> - Designation of official at which level it is pending - Date since pending 	Subsidy Amount	Other Information

Model Format for E-Mitra on Jan Soochna Portal

On clicking the “E-Mitra” Button, the citizen should be prompted to a screen which shall have the following three buttons:

- A. Know about your application submitted through E-Mitra
- B. Know about E-Mitras in your Panchayat/Ward
- C. Know about your E-Mitra

On clicking A, the citizen should get a box to input their registration ID Number that they receive on submitting a request through an E-Mitra. On inputting the number, the following should open:

(Table 1)

Name of applicant	
Name of father/husband	
Service applied for	
Documents submitted with application	
Date on which application submitted by E-Mitra	
Amount charged by E-Mitra for submission of application for service	
Name, address and contact details of E-Mitra Service Provider from where the application was submitted	
Commission earned by E-Mitra for application	
Status of application	<p>This should be either:</p> <ul style="list-style-type: none"> • Accepted • Rejected • Pending <p>If rejected, the following details should be listed:</p> <ul style="list-style-type: none"> - Designation of official who rejected - Cause of rejection - Date of rejection <p>If pending the following details should be listed</p> <ul style="list-style-type: none"> - Designation of official at which level it is pending - Date since pending

Once citizens submit an application through an E-Mitra, they should have the ability to know about its status anytime- is it accepted, rejected or pending by the Department and what is the reason behind it. So that they do not re-apply, pay bribes to middlemen to get their applications processed or find out the status of their applications. This will also help them challenge the rejection if it was for reasons that are not true.

Citizens complain that they are charged rates by the E-Mitra that are higher than the mandated rates. Most often citizens do not even know what the Government rates of E-Mitra are. This information should be disclosed so that citizens can see what is the amount that the E-Mitra has stated in its record as being charged, and see if is different from what was actually paid.

On clicking B, the , the citizen should be directed to a page to select District, Rural/Urban, Block, Gram Panchayat

On selecting the Gram Panchayat/Ward, the following should appear

(Table 2)

Name of E_Mitra Holder	Address	Phone Number	Total Transactions

Total transactions should be hyperlinked such that the following list opens up upon clicking it:

(Table 3)

Name of applicant	Name of father/husband	Service applied for	Date of submission of application	Status of application (This should be either: <ul style="list-style-type: none">• Accepted• Rejected• Pending If rejected, the following details should be listed: <ul style="list-style-type: none">- Designation of official who rejected- Cause of rejection- Date of rejection If pending the following details should be listed <ul style="list-style-type: none">- Designation of official at which level it is pending- Date since pending	Amount charged for application	Commission earned for application

Ground experience has showed that sometimes a nexus develops between E-Mitra Operators and Department officials. Officials tend to process applications only from those E-Mitras that they have a setting with. Therefore, disclosure on which E-Mitra's applications get routinely accepted or rejected can indicate such irregular practices, if any.

On clicking C, the citizen should get a box to input their E-Mitra Kiosk Holder Name. On inputting the Name, the following should open up:

- Name
- Address
- Phone Number
- Transaction details . – This button should be hyperlinked such that on clicking Table 3 of this document opens up for the selected E-Mitra

Format for disclosure of distribution of dry ration during lockdown

Under COVID 19, there should be a tab which states "Dry Ration Distribution".

After selecting the tab, and after selecting District, Block and Gram Panchayat/Ward the following information should be visible

Name of beneficiary who received the dry ration	When he/she received the dry ration	Number of times the beneficiary received dry ration	What was received in the form of dry ration	Source (MLA Fund Private donor Any other source please mention)

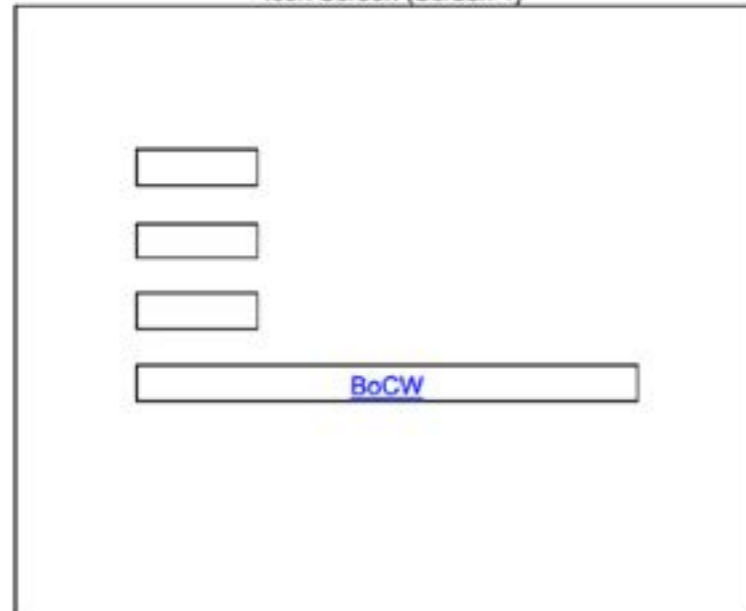
To understand whether the Government gave ration multiple times to the same sets of people, or tried reaching out to more and more citizens in need.

During the lockdown, the State Government used existing funds (BoCW, DMF etc) and private donations to distribute cooked meals and dry ration. This format was developed to bring transparency to this distribution.

To understand whether there was a difference between what was claimed to be distributed by the Government, and what was actually distributed.

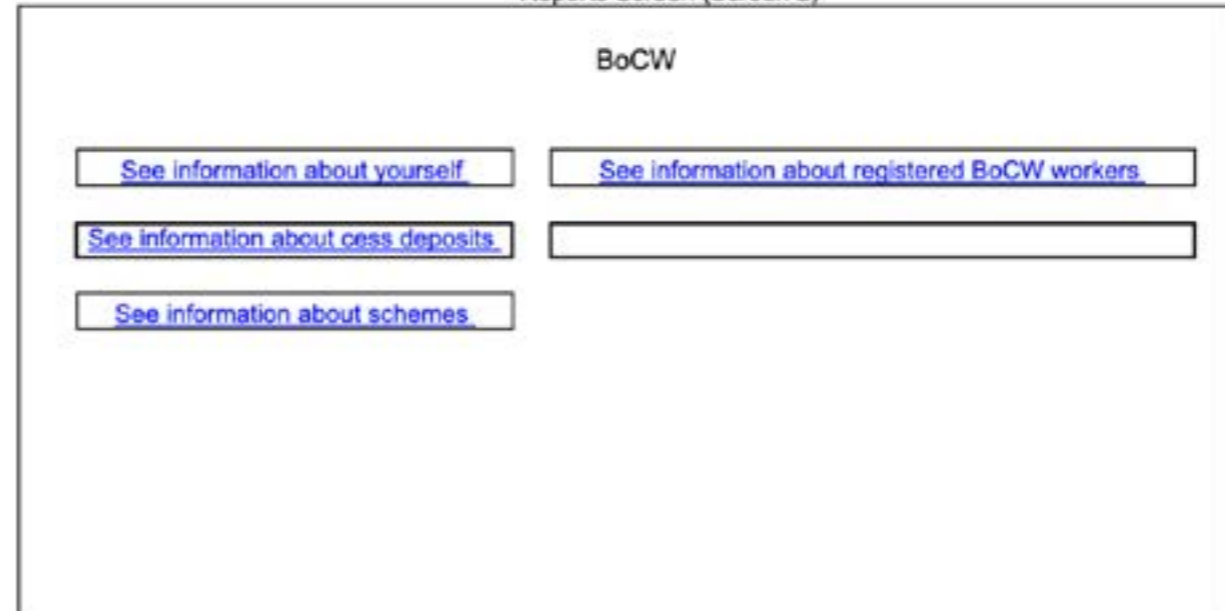
Format for Building and other Construction Workers

Icon Screen (Screen 1)



The Icon Screen (Screen 1) layout consists of a vertical stack of four rectangular boxes on the left side. The bottom-most box is wider than the three above it and contains the text "BoCW" in blue. The other three boxes are empty.

Reports Screen (Screen 2)



The Reports Screen (Screen 2) layout features the text "BoCW" centered at the top. Below it, there are four horizontal boxes arranged in two columns. The left column contains three boxes with the following blue text: "See information about yourself.", "See information about cess deposits.", and "See information about schemes.". The right column contains two boxes: the top one with the blue text "See information about registered BoCW workers." and the bottom one which is empty.

Formats for Financial assistance/ Collateral free small loans/ Interest subvention schemes

Click 1: Financial assistance/ Collateral free small loans/ Interest subvention schemes

Click 2. : Following schemes will be displayed

(A) DAY-National Rural livelihoods Mission

(B) DAY- National Urban Livelihoods Mission

(C) Prime Minister's Rural Employment Guarantee Program (PMEGP)

(D) Pradhan Mantri MUDRA Yojna

On clicking A- DAY-National Rural livelihoods Mission, following options will be displayed

A.1. Description of the scheme

A.2. District wise Details of beneficiaries

A.3. Application Status

On clicking A.1 Description of the scheme: following will be displayed

Scheme	DAY-National Rural Livelihood Mission(NRLM)
Description	DAY-NRLM is the flagship program of Govt. of India for promoting poverty reduction through building strong institutions of the poor, particularly women, and enabling these institutions to access a range of financial services and livelihood services.
Nature of assistance	<p>This scheme provides SHG's which are registered with NRLM/SRLM, collateral-free loans up to Rs.20 lakh.</p> <p>Interest Subvention: DAY-NRLM has a provision for interest subvention, to cover the difference between the Lending Rate of the banks and 7%, on all credit from the banks/ financial institutions availed by women SHGs, for a maximum of ₹ 3,00,000 per SHG. This will be available across the country in two ways:</p> <ol style="list-style-type: none">1. In 250 identified districts, banks will lend to the women SHGs @7% up to an aggregated loan amount of Rs 3,00,000/-.The SHGs will also get additional interest subvention of 3% on prompt payment, reducing the effective rate of interest to 4%.2. In the remaining districts also, all women SHGs under DAY-NRLM will be SHGs are eligible for interest subvention to the extent of difference between the lending rates and

	7% for the loan up to Rs. 3,00,000, subjected to the norms prescribed by the respective SRLMs. This part of the scheme will be operationalized by SRLMs.
Who can apply?	All SHGs registered with SRLM. The groups can avail the loans through public sector banks based on the seniority of the group and savings accumulated till now
How to apply?	The groups can avail the loans through public sector banks based on the seniority of the group and savings accumulated till now
Whom to contact	District Program Manager, Block Program Manager - NRLM

On clicking A.2 – Year wise Details of the beneficiaries: the citizen should be directed to a page to select District, Block, Gram Panchayat . On selecting the Gram Panchayat/Ward, the following should appear

Year	Total Application Received	Total Application Sanctioned	Total loan amount sanctioned	Total Pending Application	Reason for pendency
------	----------------------------	------------------------------	------------------------------	---------------------------	---------------------

A.2.3: Application status

- o Know by Application ID(Or Individual ID like Aadhar Card)

Application ID should be hyperlinked such that the following list opens up upon clicking it:

Name of applicant/ Group	Date of submission of application	Status of application (This should be either: <ul style="list-style-type: none">AcceptedRejectedPending If rejected, the following details should be listed: <ul style="list-style-type: none">Designation of official who rejectedReason of rejectionDate of rejection If pending the following details should be listed: <ul style="list-style-type: none">Designation of official at which level it is pendingDate since pending	Amount of loan Applied	Amount sanctioned 1. If Sanctioned amount is same as applied - Yes - -No If No - Reason for reduction in the loan amount 2. Interest Subvention Received
--------------------------	-----------------------------------	--	------------------------	--

It is important to know the status of each application, and not just the final list of beneficiaries. Information on whether the application got rejected, causes of rejection, pending, cause of pendency should also be disclosed so people can hold local administrative officials accountable. to more and more citizens in need.

It is important to know the amount applied for and the amount sanctioned, to know the difference between the two amounts.

On clicking B- DAY-National Urban Livelihoods Mission, following options will be displayed

B.1. Description of the scheme

B.2. Year wise details of beneficiaries

B.3. Application Status

On clicking B.1 Description of the scheme: following will be displayed:

Scheme	National Urban Livelihood Mission(NULM)-Self Employment Program
Description	The Self Employment Programme of urban poor is a component of the National Urban Livelihoods Mission (NULM). It provides financial assistance to individuals/groups of urban poor for setting up gainful self-employment ventures/ micro-enterprises, suited to their skills, training, aptitude and local conditions.
Nature of assistance	<p>The financial assistance available to urban poor in setting up individual and group enterprises will be in the form of Interest subsidy on the bank loans. Interest subsidy, over and above 7% rate of interest will be available on a bank loan for setting up of individual or group enterprises. The difference between 7% p.a. and the prevailing rate of interest will be provided to banks under NULM. Interest subsidy will be given only in case of timely repayment of loan. Suitable certification from banks will be obtained in this regard.</p> <ol style="list-style-type: none"> 1. The Maximum unit Project Cost for individual micro-enterprises cases is Rs 200,000 (Rs Two Lakhs). The Maximum unit Project Cost for a group enterprise is Rs10,00,000(Rs Ten Lakhs). 2. Repayment schedule ranges from 5 to 7 Years after initial moratorium of 6-18 months as per norms of the banks.
Who can apply?	<p>Individuals : Age : 18 Years and above</p> <p>No minimum educational qualification is required for prospective beneficiaries under this component. However, where the identified activity for micro-enterprise development requires some special skills, appropriate training must be provided to the beneficiaries before extending financial support.</p> <p>Group : The group enterprise should have minimum 3 members with a minimum of 70% members from urban poor families. More than one person from the same family should not be included the same group.</p>

	The percentage of women beneficiaries under SEP is to be not less than 30 percent. SCs and STs must be benefited at least to the extent of the proportion of their strength in the city/town population of poor. A special provision of 3 percent reservation is being made for the differently-abled and atleast 15 percent is earmarked for the minority communities.
How to apply?	The Community Organisers (COs) and professionals from Urban Local Body (ULB) will identify the prospective beneficiaries from among the urban poor. The community structures formed under Social Mobilisation & Institutional Development (SM&ID) component of NULM viz: Self Help Groups (SHGs) and Area Level Federations (ALFs) may also refer prospective individual and group entrepreneurs for purpose of financial assistance under SEP to ULB.
Whom to contact	The beneficiaries may directly approach ULB or its representatives for assistance. Banks may also identify prospective beneficiaries at their end and send such cases directly to ULB.

On clicking B.2 – Year wise Details of the beneficiaries: Following will be displayed

Year	Total Application Received	Total Application Sanctioned	Total loan amount sanctioned	Total Pending Application	Reason for pendency
------	----------------------------	------------------------------	------------------------------	---------------------------	---------------------

B.2.3: Application status

- o Know by Application ID(Or Individual ID like Aadhar Card)

Application ID should be hyperlinked such that the following list opens up upon clicking it:

Name of applicant/ Group	Date of submission of application	Status of application (This should be either: <ul style="list-style-type: none">AcceptedRejectedPending If rejected, the following details should be listed: <ul style="list-style-type: none">Designation of official who rejectedReason of rejectionDate of rejection	Amount of loan Applied	Amount sanctioned 1. If Sanctioned amount is same as applied - Yes - -No If No - Reason for reduction in the loan amount 2. Interest Subvention Received
--------------------------	-----------------------------------	---	------------------------	--

		<p>If pending the following details should be listed</p> <ul style="list-style-type: none"> • Designation of official at which level it is pending • Date since pending 		
--	--	---	--	--

On clicking C- Prime Minister Employment Generation Programme (PMEGP) following options will be displayed :

C.1. Description of the scheme

C.2. Details of beneficiaries

C.3. Application Status

On clicking C.1 Description of the scheme: following will be displayed:

Scheme	Prime Minister Employment Generation Programme (PMEGP)
Description	The scheme is implemented by Khadi and Village Industries Commission (KVIC) functioning as the nodal agency at the national level. At the state level, the scheme is implemented through State KVIC Directorates, State Khadi and Village Industries Boards (KVIBs), District Industries Centres (DICs) and banks. In such cases KVIC routes government subsidy through designated banks for eventual disbursement to the beneficiaries / entrepreneurs directly into their bank accounts.
Nature of assistance	<p>The maximum cost of the project/unit admissible in manufacturing sector is ₹ 25 lakhs and in the business/service sector, it is ₹ 10 lakhs.</p> <p>Categories of Beneficiary's Rate of subsidy under PMEGP (of project cost)</p> <p>Area (location of project/unit) General category 15%(Urban), 25%(Rural), Special 25%(Urban),35%(Rural)(including SC/ ST/ OBC/ Minorities/Women, Ex-servicemen, Physically handicapped, NER, Hill and Border areas, etc.)</p> <p>The balance amount of the total project cost will be provided by the banks in the form of term loan and working capital.</p>
Who can apply?	<p>Any individual, above 18 years of age. At least VIII standard pass for projects costing above Rs.10 lakh in the manufacturing sector and above Rs. 5 lakh in the business / service sector. Only new projects are considered for sanction under PMEGP. Self Help Groups (including those belonging to BPL provided that they have not availed benefits under any other Scheme), Institutions registered under Societies Registration Act,1860; Production Co-operative Societies, and Charitable Trusts are also eligible.</p> <p>Existing Units (under PMRY, REGP or any other scheme of Government of India or State Government) and the units that have already availed Government Subsidy under any other scheme of Government of India or State Government are NOT eligible.</p>

How to apply?	<p>The State/Divisional Directors of KVIC in consultation with KVIB and Director of Industries of respective states (for DICs) will give advertisements locally through print & electronic media inviting applications along with project proposals from prospective beneficiaries desirous of establishing the enterprise/ starting of service units under PMEGP.</p> <p>The beneficiaries can also submit their application online at https://www.kviconline.gov.in/pmegportal/pmegphome/index.jsp and take the printout of the application and submit the same to respective offices along with Detailed Project Report and other required documents.</p>
Whom to contact	District Nodal officer KVIC

On clicking C.2 – Year wise details of the beneficiaries: Following will be displayed

Year	District	Allocation/ Target for the district	Total Application Received	Total Application Sanctioned	Total loan amount sanctioned	Total Pending Application	Reason for pendency

C.3: Application status

- o Know by Application ID(Or Individual ID like Aadhar Card)

Application ID should be hyperlinked such that the following list opens up upon clicking it:

Name of applicant/ Group	Date of submission of application	Status of application (This should be either: <ul style="list-style-type: none"> ● Accepted ● Rejected ● Pending If rejected, the following details should be listed: <ul style="list-style-type: none"> ● Designation of official who rejected ● Reason of rejection ● Date of rejection If pending the following details should be listed	Amount of loan Applied	Amount sanctioned 1. If Sanctioned amount is same as applied - Yes - -No If No - Reason for reduction in the loan amount 2. Interest Subvention Received

		<ul style="list-style-type: none"> • Designation of official at which level it is pending • Date since pending 		
--	--	--	--	--

On clicking D- Pradhan Mantri Mudra Yojana (PMMY), following two options will be displayed

D.1. Description of the scheme

D.2. Details of beneficiaries

D.3. Application Status

On clicking D.1 Description of the scheme: following will be displayed :

Scheme	Pradhan Mantri Mudra Yojana (PMMY)
Description	Pradhan Mantri Mudra Yojana (PMMY) enables a small borrower to borrow from all Public Sector Banks such as PSU Banks, Regional Rural Banks and Cooperative Banks, Private Sector Banks, Foreign Banks, Micro Finance Institutions (MFI) and Non Banking Finance Companies (NBFC) for loans upto Rs 10 lakhs for non-farm income generating activities.
Nature of assistance	<p>Types of loans-</p> <ul style="list-style-type: none"> • Shishu : covering loans upto 50,000/- • Kishor : covering loans above 50,000/- and upto 5 lakh • Tarun : covering loans above 5 lakh and upto 10 lakh <p>There is no subsidy for the loan given under PMMY. Permitted activities/Sectors:</p> <ul style="list-style-type: none"> • Land Transport Sector / Activity - Which will inter alia support units for purchase of transport vehicles for goods and personal transport such as auto rickshaw, small goods transport vehicle, Three-wheelers, e-rickshaw, passenger cars, taxis, etc. • Community, Social & Personal Service Activities - Such as saloons, beauty parlours, gymnasium, boutiques, tailoring shops, dry cleaning, cycle and motorcycle repair shop, DTP and Photocopying Facilities, Medicine Shops, Courier Agents, etc. • Food Products Sector - Support would be available for undertaking activities such as papad making, achar making, jam / jelly making, agricultural produce preservation at rural level, sweet shops, small service food stalls and day to day catering / canteen services, cold chain vehicles, cold storages, ice making units, ice cream making units, biscuit, bread and bun making, etc.

	<ul style="list-style-type: none"> ● Textile Products Sector / Activity - To provide support for undertaking activities such as handloom, powerloom, chikan work, zari and zardozi work, traditional embroidery and hand work, traditional dyeing and printing, apparel design, knitting, cotton ginning, computerized embroidery, stitching and other textile non garment products such as bags, vehicle accessories, furnishing accessories, etc.
<p>Who can apply?</p>	<p>Any Indian Citizen who has a business plan for a non-farm sector income generating activity such as manufacturing, processing, trading or service sector and whose credit need is less than Rs 10 lakh can approach either a Bank, MFI, or NBFC for availing of Micro Units Development & Refinance Agency Ltd. (MUDRA) loans under Pradhan Mantri Mudra Yojana (PMMY).</p> <ul style="list-style-type: none"> ● No processing fee ● No collateral ● Repayment period of loan is extended up to 5 years ● Applicant should not be defaulter of any Bank / Financial Institution ● Interest subvention of 2 % for Shishu category Loans(outstanding on March 2020 for a period of 12 months)
<p>How to apply?</p>	<p>Borrowers, who wish to avail assistance under Pradhan Mantri MUDRA Yojana (PMMY), can approach the local branch of any of the financial institutions in their region - PSU Banks, Regional Rural Banks and Cooperative Banks, Private Sector Banks, Foreign Banks, Micro Finance Institutions (MFI) and Non Banking Finance Companies (NBFC). Sanction of assistance shall be as per the eligibility norms of respective lending institution.</p> <p>Check List: (Documents to be submitted along with the application)</p> <ul style="list-style-type: none"> ● Proof of identity – Self attested copy of Voter’s ID Card / Driving Licence / PAN Card / Aadhaar Card / Passport / Photo Ids issued by Govt. authority etc. ● Proof of Residence : Recent telephone bill / electricity bill / property tax receipt (not older than 2 months) / Voter’s ID Card / Aadhaar Card / Passport of Individual / Proprietor / Partners Bank passbook or latest account statement duly attested by Bank Officials / Domicile Certificate / Certificate issued by Govt. Authority / Local Panchayat / Municipality etc. ● Applicant’s recent Photograph (2 copies) not older than 6 months. ● Quotation of Machinery / other items to be purchased. ● Name of Supplier / details of machinery / price of machinery and / or items to be purchased.

	<ul style="list-style-type: none"> • Proof of Identity / Address of the Business Enterprise – Copies of relevant Licences / Registration Certificates / Other Documents pertaining to the ownership, identity of address of business unit, if any • Proof of category like SC / ST / OBC / Minority etc.
Whom to contact	Borrowers, who wish to avail assistance under Pradhan Mantri MUDRA Yojana (PMMY), can approach the local branch of any of the financial institutions in their region - PSU Banks, Regional Rural Banks and Cooperative Banks, Private Sector Banks, Foreign Banks, Micro Finance Institutions (MFI) and Non Banking Finance Companies (NBFC). Sanction of assistance shall be as per the eligibility norms of respective lending institution.

On Clicking D.2 – Year wise details of the beneficiaries: Following will be displayed

Year	District	Allocation/ Target for the district	Total Application Received	Total Application Sanctioned	Total loan amount sanctioned	Total Pending Application	Reason for pendency
------	----------	-------------------------------------	----------------------------	------------------------------	------------------------------	---------------------------	---------------------

On clicking D.3: Application status: Following should be displayed

- o Know by Application ID(Or Individual ID like Aadhar Card)

Application ID should be hyperlinked such that the following list opens up upon clicking it:

Name of applicant/ Group	Date of submission of application	Status of application (This should be either: <ul style="list-style-type: none">• Accepted• Rejected• Pending If rejected, the following details should be listed: <ul style="list-style-type: none">• Designation of official who rejected• Reason of rejection• Date of rejection If pending the following details should be listed <ul style="list-style-type: none">• Designation of official at which level it is pending• Date since pending	Amount of loan Applied	Amount sanctioned 1. If Sanctioned amount is same as applied - Yes - -No If No - Reason for reduction in the loan amount 2. Interest Subvention Received
--------------------------	-----------------------------------	---	------------------------	--

The following information should be disclosed about loan waivers

Select District, Block, Gram Panchayat/Municipality Ward and get the following information regarding eligibility of farmers for loan waiver:

Farmer's name	ID	Loan Account Number	Type of loan	Date of sanction of loan	Amount outstanding as on 31.12.2017	Manager approved (Y/N with date)	Aadhar authentication completed (Y/N with date)	Land Survey completed (Y/N with date)	Cooperative Loan received (Y/N)	Govt/PSU employee (Y/N)	IT Payee (Y/N)	Eligible for loan waiver (Y/N)

For eligible farmers, the following information should be disclosed

Name of village	Total number of loanees	Total amount eligible for loan waiver	Total number of farmers eligible for loan waiver	Total amount for which loan waiver approved	Total number of farmers for which loan waiver complete
					X

Upon clicking X, the following information should be disclosed

Name of farmer	Date of loan waiver	Amount for which loan waived

The final list of farmers whose loans have been waived should be disclosed. This will help farmers verify whether the loans have indeed been waived off, and if there are other eligible farmers whose loans should be waived.

Loan waivers are eligible for those loaned amounts that are outstanding as of a particular date. That is why this information being accessible is critical.

These are verification checks that have to be completed before a loan waiver application can be approved. This information therefore should be disclosed along with the date on which this verification was completed. So that citizens can verify it with reality.

Distinction between the total number of farmers who are eligible for a loan waiver and the numbers who have received the loan waiver indicates pendency per village.

1. Mining Lease Deed and its information in the following format

Submission No	
Submission Date	
Mining Lease Deed File	
Mining Lease Agreement File	
Surface Rights Agreement File	
Mining Plan Approved Date	
Mining Plan Duration	
Mining Plan	
Reconnaissance Period	
Excavation Period	
Mine Closure Period	
Valid Till	
Bank Name	
Closure Amount	
Environment Clearance of Mining Lease	
Consent to operate of Mining Lease	
DGMS Permissions for Blasting and Heavy Blasting	
Composite Map of lease with 500 mtr radius	
Lease Transfer Details with transfer copy	
Panchnama and Penalty details with copy of panchnama , notice , reply and demand notice.	

All details regarding the life cycle of a mining lease should be provided at one place.

To empower citizens and communities living in mining areas to know and demand accountability, it is essential that information is provided at the level of a mining lease. Only when information is presented per lease, can citizens use the information to verify the actual practice on the lease area. Information presented in cumulative figures at the District/ State level can help with analysing broad trends, but cannot help citizens in seeking accountability at the level most needed.

2. Yearly approved and mined quantity (MT per Annum)

Mineral Name	Proven Reserve	Year	Permitted Quantity annum	per	Actual mined quantity per annum

To know how much the mining leaseholder is reporting as dispatching on a daily basis is critical for citizens to know. Daily dispatch records can help citizens verify with dispatch on ground.

3. Assessment Details of Minerals.

ASSESSMENT YEAR	BALANCE OF LAST YEAR(IN TONES)	PRODUCTION (IN TONES)	DISPATCH		BALANCE	TOTAL ROYALTY	DEAD RENT
			PAID (IN TONES)	UNPAID (IN TONES)			

4. Current Financial Year Mineral Dispatch details (Search option by date and minerals)

13. Copy of Annual return filed by mine owner
14. Emergency preparedness plan submitted by mining leasee
15. Environment management plan submitted by mining leasee
16. Mine closure plan both progressive and final mine closure submitted by mining leasee
17. Copy of Letter of intimation to open the mine as sent to Labour department
18. Bi Annual Environment Clearance Report submitted to Government
19. Extent of Area of Mining Lease

Total Area	Lease	Forest Area (List of Khasra Titles)	Non Forest Area (List of Khasra Titles)	Government Land (List of Khasra Titles)	Private Land (List of Khasra Titles)
------------	-------	---	---	---	--

All categories of land holdings should be available with details of previous holders

20. For Forest Clearance

Forest Clearance Order	
Contact details of official to whom irregularity must be reported	
Application form submitted by mine leasee	
Date of form submission by mine lease	
Complaints received by Department regarding the Mine	
Notices issued by Department about this Mine	
Inspection Reports of the Department wrt the Mine	

21. For State Pollution Control Clearances:

All Pollution clearance letters (Consent to establish and consent to operate)	
Contact details of official to whom irregularity must be reported	
Application form submitted by mine leasee	
Date of form submission by mine lease	
Complaints received with PCB regarding the Mine	
Notices issued by PCB about this Mine	
Inspection Reports by the PCB wrt the Mine	

22. For Environment Clearance:

Environment Clearance Order	
Contact details of official to whom irregularity must be reported	
Application form submitted by mine leasee	
Date of form submission by mine lease	
Complaints received by Department regarding the Mine	
Notices issued by Department about this Mine	
Inspection Reports of the Department wrt the Mine	
Environment Impact Assessment Report	
Minutes of Public Hearing for Environment Clearance	

23. Number and list of workers who are employed in the mine – contractual and permanent with following details about each worker: Name, place of residence, age, sex

24. Contractor employed by the Leasee

Name of Contractor	Date of agreement	of Agreement Copy	Purpose	Amount

25. Details of Mine Developer and Operator

Name of MDO	Date of agreement	of Agreement Copy	Remarks	Amount

26. Number and list of cases of deaths reported from the mine

Name of deceased	Age	Cause of death	Date of incident

27. Number and list of accidents reported from the mine

Name of victim	Age	Cause of accident	Date of accident

28. Inspection Reports of the Mine

- Designation of inspector
- Date of inspection
- Inspection Report / Remarks

31. Payment Report

S.No	Date of payment	Nature of payment (DMFT/Royalty/Others)	Amount of payment	Name of mineral	Quantum of mineral

32. There should be option to search for mines type of lease wise for example all the stone mines in Rajasthan or All mica mines in Rajasthan. This information can further be distributed district wise

34. The Coordinates of the mining lease should be shown on a map

35. Information on previous leases on that same land should also be available. Currently it shows the current lease details but if the lease was renewed / transferred those details are not available

36. Currently the list of mines does not reflect the status of the mine – Working / Not working. This should be displayed on the result screen. In case mine is not working, the reason for not working (Suspended, Temp discontinued, lapsed, surrendered etc) should be displayed

37. All measurements should include units of measurements

Department of Steel and Mines, Government of Odisha has developed a portal which provides a lot of this information already and provides link to documents like Surface rights, PCB clearances, Environment and forest clearance, mining plan, approved quantity of mining, lease details and more. For reference please visit link below - <https://www.odishaminerals.gov.in/MIS/LesseeReport/LesseeReport?OtlIieWUOmK8BsnDIQGI0A==>

Regarding DMFT

The following are the parameters of information (in addition to what is already made available on the Jan Soochna Portal) requested be disclosed:

1. Rajasthan already has a separate DMF portal (referred further as main portal) at <http://mines.rajasthan.gov.in/DMFT/index.jsp>. Both the portals can either be linked or information duplicated.
2. Annual Plan prepared by the DMFT
3. List of Members of the DMFT
4. Minutes of Meetings of DMFT and date of meeting
5. List of affected persons/habitations per District
6. DMFT collection lease wise
7. For project following information to be additionally provided:
 - Technical Sanction Copy
 - Financial Sanction Copy
 - Work Order/Sanction Order
 - Utilization Certificate